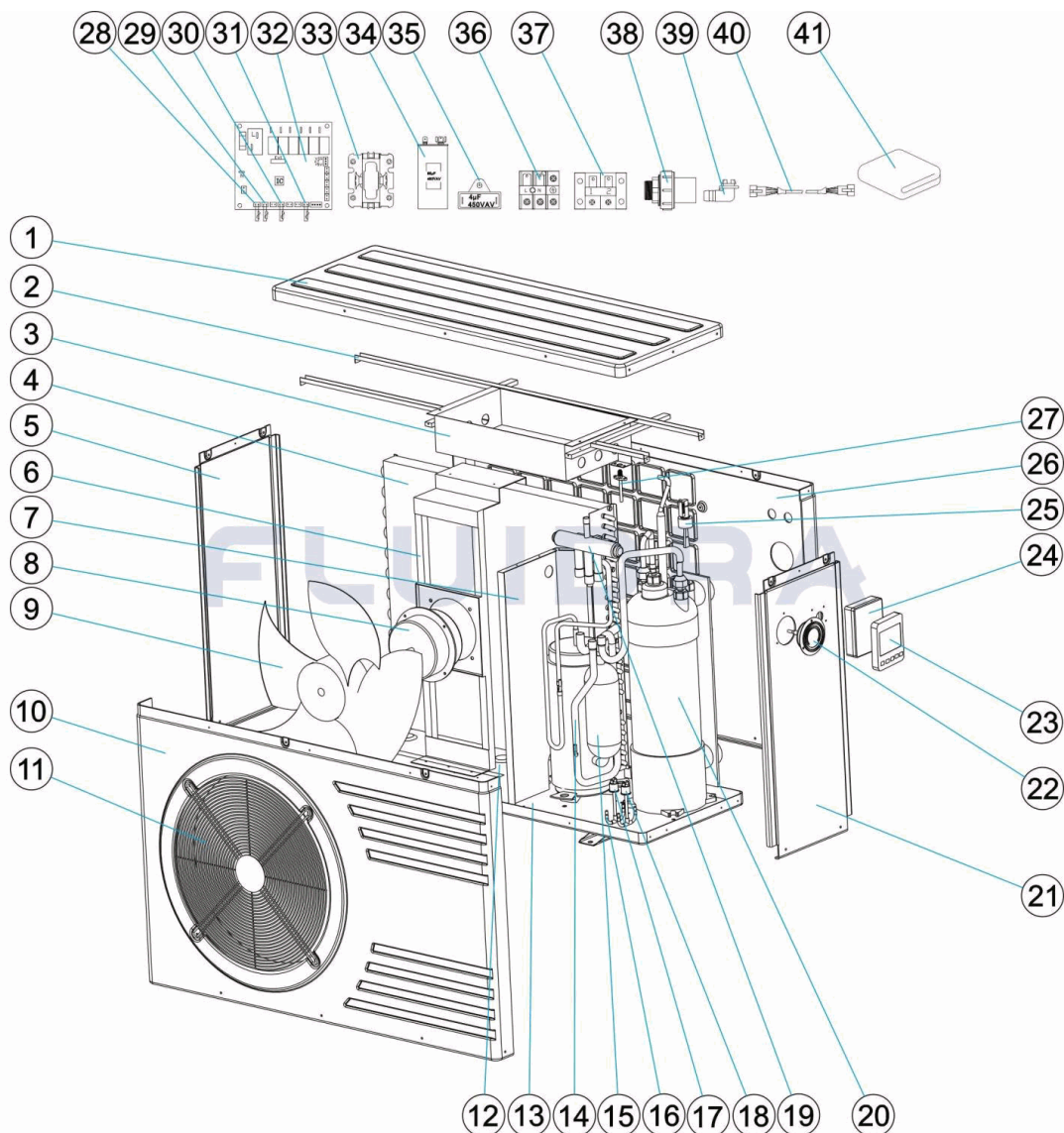


CODIGO **67405**

 DESCRIPCION: **BOMBA DE CALOR EVOLINE 17**

**ESPAÑOL**

POS	CODIGO	DESCRIPCION	CANTIDAD	POS	CODIGO	DESCRIPCION	CANTIDAD
1	66073R0001	TAPA SUPERIOR ABS		15	67405R0012	COMPRESOR	
2	66073R0002	SOPORTE PARA TAPA SUPERIOR		16	66069R0015	TUBERÍAS PARA PRESOSTATO	
3	67405R0003	CAJA ELÉCTRICA		17	66069R0031	INTERRUPTOR ALTA PRESIÓN	
4	67405R0004	EVAPORADOR		18	66069R0032	INTERRUPTOR BAJA PRESIÓN	
5	66073R0005	PANEL IZQUIERDO ABS		19	66073R0013	VÁLVULA DE 4 VÍAS	
6	67405R0006	SOPORTE PARA VENTILADOR MOTOR		20	ACXXPR0033	INTERCAMBIADOR DE TITANIO	
7	66073R0007	PANEL PARTICIÓN		21	66073R0017	PANEL DERECHO ABS	
8	67405R0008	MOTOR VENTILADOR		22	66069R0021	MANÓMETRO	
9	67405R0009	ASPAS VENTILADOR		23	66069R0018	CONTROLADOR PANTALLA LED (WIFI)	
10	67405R0010	PANEL FRONTAL ABS		24	66069R0040	CAJA PROTECCIÓN PARA PANTALLA	
11	67405R0011	REJILLA VENTILADOR		25	66069R0030	FLUJOSTATO	
12	66069R0039	RESISTENCIA DESHIELO		26	66073R0020	PANEL POSTERIOR ABS	
13	67405R0014	PANEL INFERIOR		27	66069R0022	VÁLVULA PARA VACIADO/RELLENO	

CODIGO **67405**

DESCRIPCION: **BOMBA DE CALOR EVOLINE 17**

14	67405R0019	TUBERÍAS PARA INTERCAMBIADOR	28	* 66069R0033	SENSOR TEMP (L=1200 COBRE C-ROJO)
29	* 66069R0034	SENSOR TEMP (L=1200 COBRE C-NEGRO)	36	66069R0028	TERMINAL DE POTENCIA
30	* 66069R0036	SENSOR TEMP (L=800 PLAST. C-BLANCO)	37	66069R0029	TERMINAL PARA BOMBA
31	* 66069R0035	SENSOR TEMP (L=1200 COBRE C-VERDE)	38	66069R0041	CONECTOR DE AGUA
32	66069R0023	PLACA BASE PCB (WIFI)	39	66069R0042	PURGA AGUA CONDENSACIÓN
33	66070R0027	RELÉ PARA COMPRESOR	40	66069R0038	EXTENSIÓN CABLE PARA PANTALLA (10M)
34	ACXXPR0112	CONDENSADOR COMPRESOR (55 UF)	41	ACXXPR1004	FUNDA HIBERNAL EV17-20/AC17-20/ST15
35	66071R0025	CONDENSADOR VENTILADOR (4UF)			

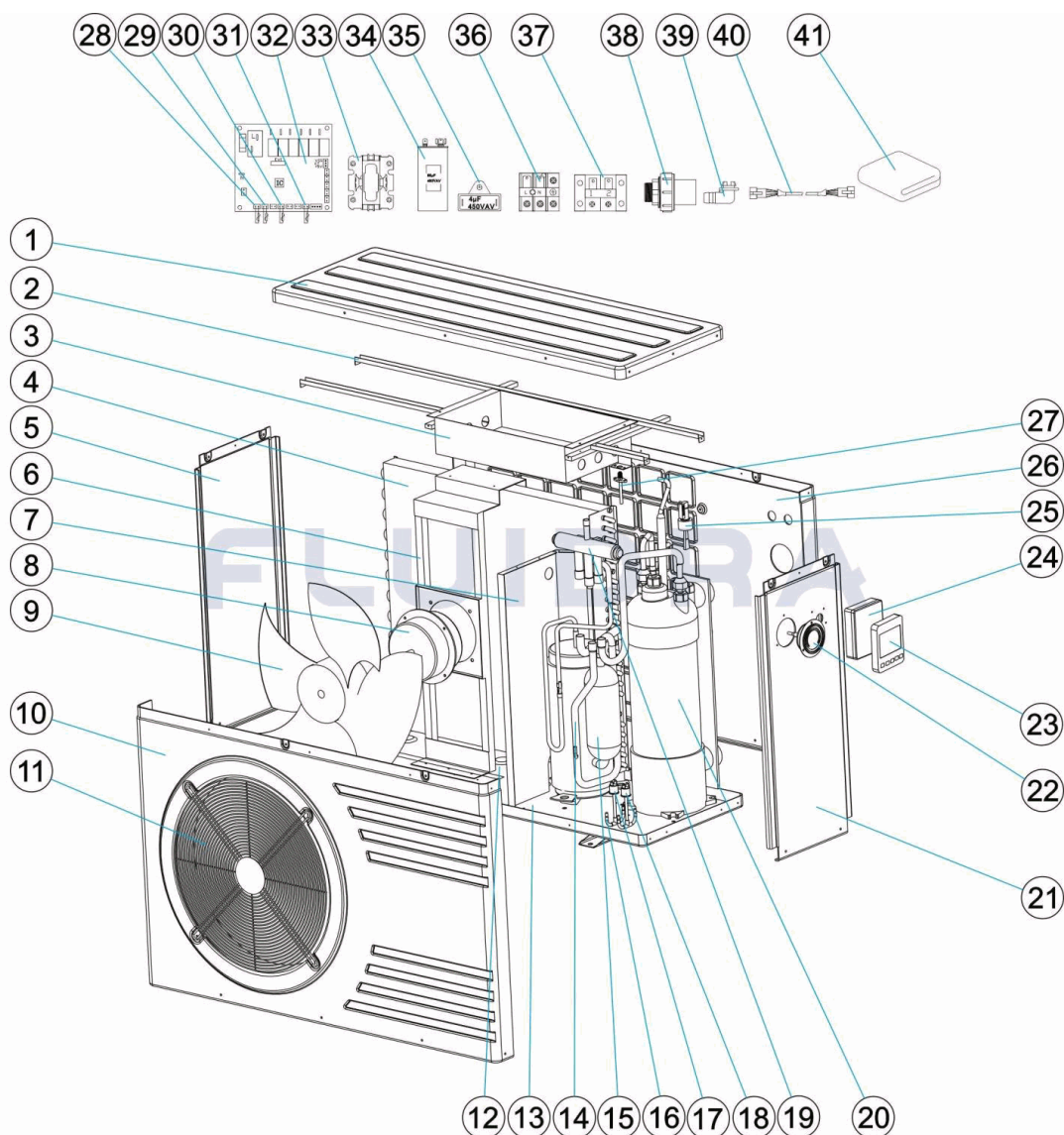
CODIGO **67405**

DESCRIPCION: **BOMBA DE CALOR EVOLINE 17**

## OBSERVACIONES

POS	CODIGO	OBSERVACIONES
28	66069R0033	PARA: ENTRADA AGUA / INLET WATER
29	66069R0034	PARA: SALIDA AGUA / OUTLET WATER
30	66069R0036	PARA: AIRE / AIR
31	66069R0035	PARA: EVAPORADOR / EVAPORATOR

CODE **67405**

 DESCRIPTION: **POMPE À CHALEUR EVOLINE 17**

**FRANCAIS**

POS	CODE	DESCRIPTION	QUANTITE	POS	CODE	DESCRIPTION	QUANTITE
1	66073R0001	COUVERCLE SUPÉRIEUR ABS		15	67405R0012	COMPRESSEUR	
2	66073R0002	SUPPORT POUR COUVERCLE SUPÉRIEUR		16	66069R0015	TUYAUTERIES POUR PRESSOSTAT	
3	67405R0003	BOÎTIER ÉLECTRIQUE		17	66069R0031	INTERRUPTEUR HAUTE PRESSION	
4	67405R0004	ÉVAPORATEUR		18	66069R0032	INTERRUPTEUR BASSE PRESSION	
5	66073R0005	PANNEAU GAUCHE ABS		19	66073R0013	VANNE 4 VOIES	
6	67405R0006	SUPPORT POUR VENTILATEUR MOTEUR		20	ACXXPR0033		
7	66073R0007	PANNEAU SÉPARATION		21	66073R0017	PANNEAU DROIT ABS	
8	67405R0008	MOTEUR VENTILATEUR		22	66069R0021	MANOMÈTRE	
9	67405R0009	PALES VENTILATEUR		23	66069R0018	CONTRÔLEUR ÉCRAN LED (WIFI)	
10	67405R0010	PANNEAU FRONTAL ABS		24	66069R0040	BOÎTIER PROTECTION POUR ÉCRAN	
11	67405R0011	GRILLE VENTILATEUR		25	66069R0030	FLUXOSTAT	
12	66069R0039	RÉSISTANCE DÉGEL		26	66073R0020	PANNEAU POSTÉRIEUR ABS	
13	67405R0014	PANNEAU INFÉRIEUR		27	66069R0022	VANNE DE VIDANGE/REMPLISSAGE	

\* VOIR FICHE D'OBSERVATIONS

CODE **67405**

 DESCRIPTION: **POMPE À CHALEUR EVOLINE 17**

14	67405R0019	TUYAUTERIES POUR ÉCHANGEUR	28	* 66069R0033	CAPTEUR TEMPÉRATURE
29	* 66069R0034	CAPTEUR TEMPÉRATURE	36	66069R0028	BORNE DE PUISSANCE
30	* 66069R0036	CAPTEUR TEMPÉRATURE	37	66069R0029	BORNE POUR POMPE
31	* 66069R0035	CAPTEUR TEMPÉRATURE	38	66069R0041	RACCORD EAU
32	66069R0023	PLAQUE BASE PCB (WIFI)	39	66069R0042	PURGE EAU CONDENSATION
33	66070R0027	RELAIS POUR COMPRESSEUR	40	66069R0038	RALLONGE CÂBLE POUR ÉCRAN (10 M)
34	ACXXPR0112		41	ACXXPR1004	COUVERTURE D'HIVERNAGE EV17-20/AC1
35	66071R0025	CONDENSATEUR VENTILATEUR (4UF)			

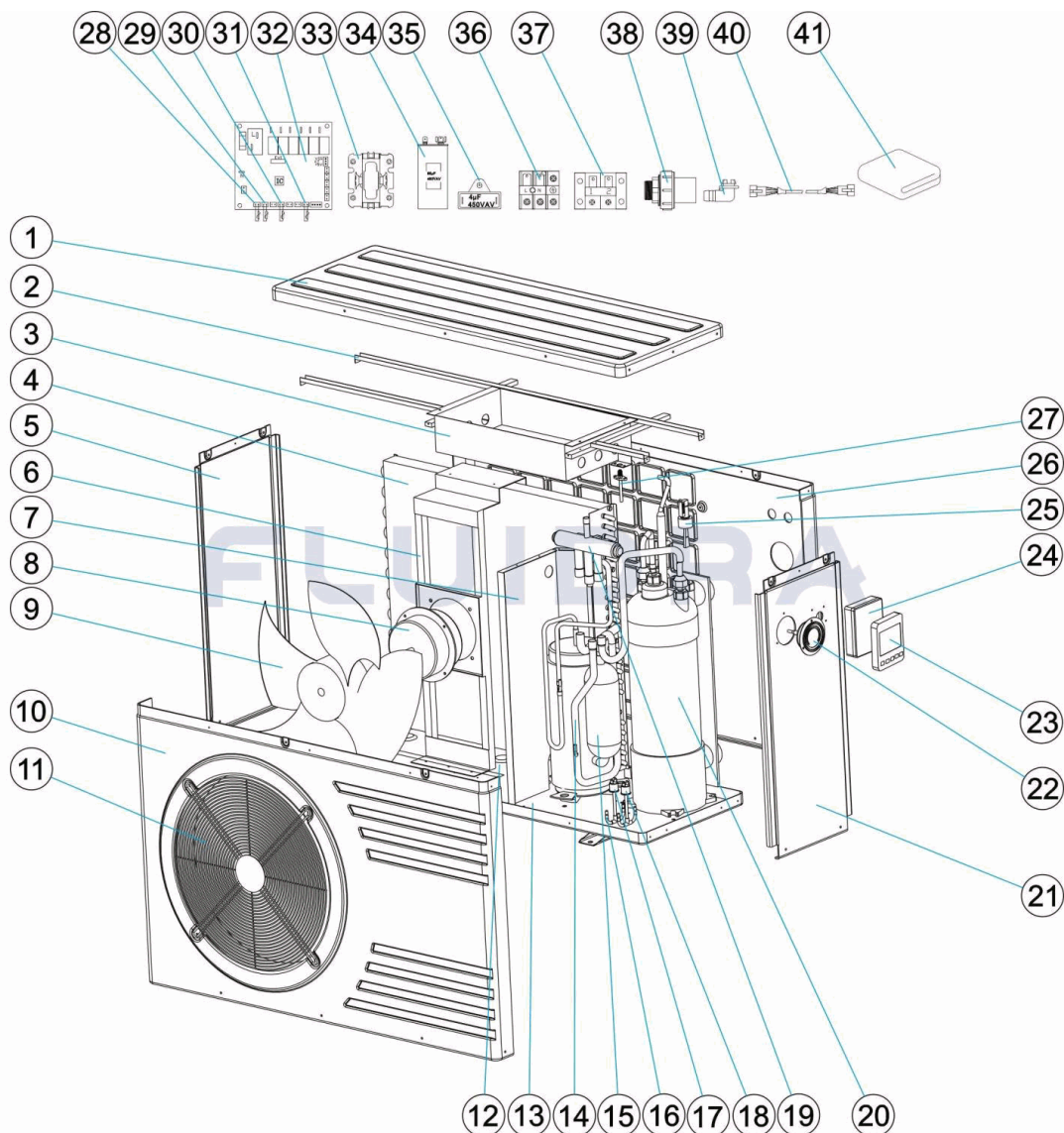
CODE **67405**

 DESCRIPTION: **POMPE À CHALEUR EVOLINE 17**

## OBSERVATIONS

POS	CODE	OBSERVATIONS
28	66069R0033	POUR: ENTRADA AGUA / INLET WATER
29	66069R0034	POUR: SALIDA AGUA / OUTLET WATER
30	66069R0036	POUR: AIRE / AIR
31	66069R0035	POUR: EVAPORADOR / EVAPORATOR

CODE **67405**

 DESCRIPTION: **HEAT PUMP EVOLINE 17**


## ENGLISH

POS	CODE	DESCRIPTION	QUANTITY	POS	CODE	DESCRIPTION	QUANTITY
1	66073R0001	TOP CAP ABS		15	67405R0012	COMPRESSOR	
2	66073R0002	TOP CAP HOLDER		16	66069R0015	PIPEWORK FOR PRESSURE SWITCH	
3	67405R0003	ELECTRIC BOX		17	66069R0031	HIGH PRESSURE SWITCH	
4	67405R0004	EVAPORATOR		18	66069R0032	LOW PRESSURE SWITCH	
5	66073R0005	LEFT PANEL ABS		19	66073R0013	4-WAY VALVE	
6	67405R0006	FAN MOTOR HOLDER		20	ACXXPR0033	TITANIUM HEAT EXCHANGER	
7	66073R0007	PARTITION PANEL		21	66073R0017	RIGHT PANEL ABS	
8	67405R0008	FAN MOTOR		22	66069R0021	MANOMETER	
9	67405R0009	FAN BLADE		23	66069R0018	LED DISPLAY CONTROLLER (WIFI)	
10	67405R0010	FRONT PANEL ABS		24	66069R0040	PROTECTION BOX FOR DISPLAY	
11	67405R0011	FAN GUARD		25	66069R0030	WATER FLOW SWITCH	
12	66069R0039	BOTTOM HEATER FOR EVAPORATOR		26	66073R0020	BACK PANEL ABS	
13	67405R0014	BOTTOM PANEL		27	66069R0022	VALVE FOR VACUUM & FILLING	

\* SEE OBSERVATIONS SHEET

CODE **67405**

DESCRIPTION: **HEAT PUMP EVOLINE 17**

14	67405R0019	PIPEWORK FOR HEAT EXCHANGER	28	* 66069R0033	TEMP SENSOR (L=1200 COPPER C-RED)
29	* 66069R0034	TEMP SENSOR (L=1200 COPPER C-BLACK)	36	66069R0028	POWER TERMINAL
30	* 66069R0036	TEMP SENSOR (L=800 PLASTIC C-WHITE)	37	66069R0029	PUMP TERMINAL
31	* 66069R0035	TEMP SENSOR (L=1200 COPPER C-GREEN)	38	66069R0041	WATER CONNECTOR
32	66069R0023	CONTROLLER MAIN PCB (WIFI)	39	66069R0042	WATER CONDENSATION PURGE
33	66070R0027	RELAY / CONTACTOR FOR COMPRESSOR	40	66069R0038	EXTENSION CABLE FOR DISPLAY (10M)
34	ACXXPR0112	COMPRESSOR CAPACITOR (55 UF)	41	ACXXPR1004	WINTER COVER EV17-20/AC17-20/ST15
35	66071R0025	FAN CAPACITOR (4UF)			



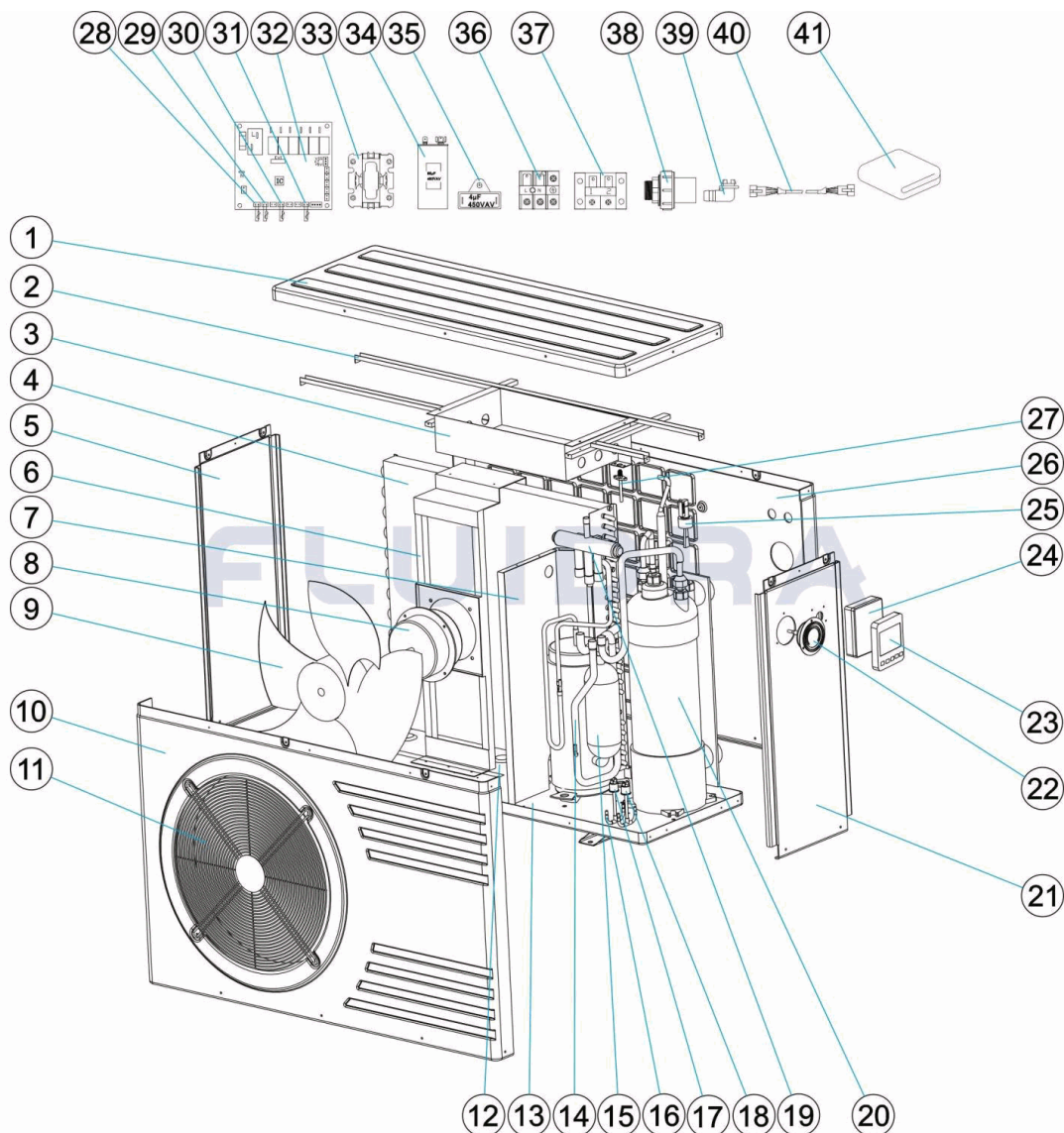
CODE **67405**

DESCRIPTION: **HEAT PUMP EVOLINE 17**

## OBSERVATIONS

POS	CODE	OBSERVATIONS
28	66069R0033	FOR: ENTRADA AGUA / INLET WATER
29	66069R0034	FOR: SALIDA AGUA / OUTLET WATER
30	66069R0036	FOR: AIRE / AIR
31	66069R0035	FOR: EVAPORADOR / EVAPORATOR

CODICE **67405**

 DESCRIZIONE: **POMPA DI CALORE EVOLINE 17**

**ITALIANO**

POS	CODICE	DESCRIZIONE	QUANTITA'	POS	CODICE	DESCRIZIONE	QUANTITA'
1	66073R0001	COPERCHIO SUPERIORE ABS		15	67405R0012	COMPRESSORE	
2	66073R0002	SUPPORTO PER COPERCHIO SUPERIORE		16	66069R0015	TUBAZIONE PER PRESSOSTATO	
3	67405R0003	SCATOLA DI DERIVAZIONE		17	66069R0031	INTERRUTTORE ALTA PRESSIONE	
4	67405R0004	EVAPORATORE		18	66069R0032	INTERRUTTORE BASSA PRESSIONE	
5	66073R0005	PANNELLO SINISTRO ABS		19	66073R0013	VALVOLA A 4 VIE	
6	67405R0006	SUPPORTO PER VENTILATORE MOTORE		20	ACXXPR0033		
7	66073R0007	PANNELLO PARTIZIONE		21	66073R0017	PANNELLO DESTRO ABS	
8	67405R0008	MOTORE VENTILATORE		22	66069R0021	MANOMETRO	
9	67405R0009	PALE VENTILATORE		23	66069R0018	CONTROLLER SCHERMO LED (WIFI)	
10	67405R0010	PANNELLO FRONTALE ABS		24	66069R0040	SCATOLA PROTETTIVA PER SCHERMO	
11	67405R0011	GRIGLIA VENTILATORE		25	66069R0030	FLUSSOSTATO	
12	66069R0039	RESISTENZA DISGELO		26	66073R0020	PANNELLO POSTERIORE ABS	
13	67405R0014	PANNELLO INFERIORE		27	66069R0022	VALVOLA DI SVUOTAMENTO/RIEMPIMENT	

\* SI FACCIA RIFERIMENTO AL FOGLIO DELLE OSSERVAZIONI

CODICE **67405**

 DESCRIZIONE: **POMPA DI CALORE EVOLINE 17**

14	67405R0019	TUBAZIONE PER INTERCAMBIATORE	28	* 66069R0033	SENSORE TEMPERATURA
29	* 66069R0034	SENSORE TEMPERATURA	36	66069R0028	TERMINALE DI POTENZA
30	* 66069R0036	SENSORE TEMPERATURA	37	66069R0029	TERMINALE PER POMPA
31	* 66069R0035	SENSORE TEMPERATURA	38	66069R0041	CONNETTORE ACQUA
32	66069R0023	SCHEDA BASE PCB (WIFI)	39	66069R0042	SCARICO ACQUA CONDENSAZIONE
33	66070R0027	RELÈ PER COMPRESSORE	40	66069R0038	ESTENSIONE CAVO PER SCHERMO (10M)
34	ACXXPR0112		41	ACXXPR1004	COPERTA DI INVERNO EV17-20/AC17-20/S
35	66071R0025	CONDENSATORE VENTILATORE (4UF)			

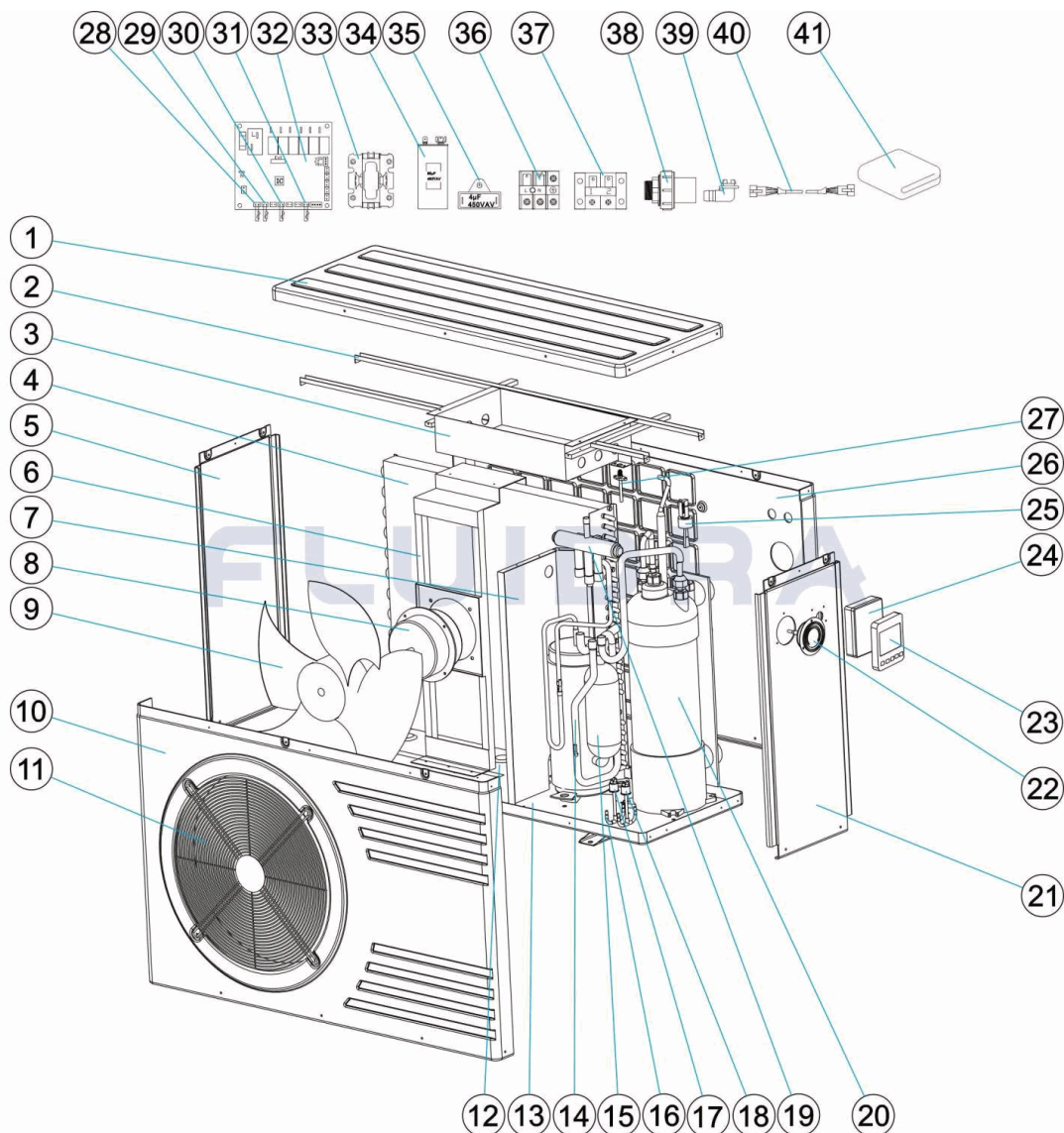
CODICE **67405**

 DESCRIZIONE: **POMPA DI CALORE EVOLINE 17**

## OSSERVAZIONI

POS	CODICE	OSSERVAZIONI
28	66069R0033	PER: ENTRADA AGUA / INLET WATER
29	66069R0034	PER: SALIDA AGUA / OUTLET WATER
30	66069R0036	PER: AIRE / AIR
31	66069R0035	PER: EVAPORADOR / EVAPORATOR

CODE **67405**

 BESCHREIBUNG: **WÄRMEPUMPE EVOLINE 17**

**DEUTSCH**

POS	CODE	BESCHREIBUNG	MENGE	POS	CODE	BESCHREIBUNG	MENGE
1	66073R0001	ABDECKUNG OBEN ABS		15	67405R0012	KOMPRESSOR	
2	66073R0002	HALTERUNG FÜR ABDECKUNG OBEN		16	66069R0015	VERROHRUNG DRUCKSCHALTER	
3	67405R0003	ELEKTRISCHER SCHRANK		17	66069R0031	SCHALTER HOCHDRUCK	
4	67405R0004	VERDAMPFER		18	66069R0032	SCHALTER TIEFDRUCK	
5	66073R0005	PLATTE LINKS ABS		19	66073R0013	4-WEGE-VENTIL	
6	67405R0006	HALTERUNG MOTORVENTILATOR		20	ACXXPR0033		
7	66073R0007	ZWISCHENPLATTE		21	66073R0017	PLATTE RECHTS ABS	
8	67405R0008	VENTILATORMOTOR		22	66069R0021	MANOMETER	
9	67405R0009	ROTORBLÄTTER VENTILATOR		23	66069R0018	DRIVER LED DISPLAY (WIFI)	
10	67405R0010	FRONTPLATTE ABS		24	66069R0040	SCHUTZSCHRANK FÜR DISPLAY	
11	67405R0011	VENTILATORGITTER		25	66069R0030	DURCHFLUSSMESSER	
12	66069R0039	HEIZSTAB ENTEISER		26	66073R0020	PLATTE HINTEN ABS	
13	67405R0014	UNTERPLATTE		27	66069R0022	VENTIL BEFÜLLUNG/ENTLEERUNG	

\* SIEHE ANMERKUGSBLATT

CODE **67405**

 BESCHREIBUNG: **WÄRMEPUMPE EVOLINE 17**

14	67405R0019	VERROHRUNG WÄRMEÜBERTRAGER	28	* 66069R0033	TEMPERATURFÜHLER
29	* 66069R0034	TEMPERATURFÜHLER	36	66069R0028	ANSCHLUSS
30	* 66069R0036	TEMPERATURFÜHLER	37	66069R0029	ANSCHLUSS FÜR PUMPE
31	* 66069R0035	TEMPERATURFÜHLER	38	66069R0041	ANSCHLUSS WASSER
32	66069R0023	BASISPLATTE PCB (WIFI)	39	66069R0042	ABLASS KONDENSWASSER
33	66070R0027	KOMPRESSORRELAIS	40	66069R0038	VERLÄNGERUNGSKABEL DISPLAY (10 M)
34	ACXXPR0112		41	ACXXPR1004	WINTERDECKEL EV17-20/AC17-20/ST15
35	66071R0025	VENTILATORKONDENSATOR (4 UF)			

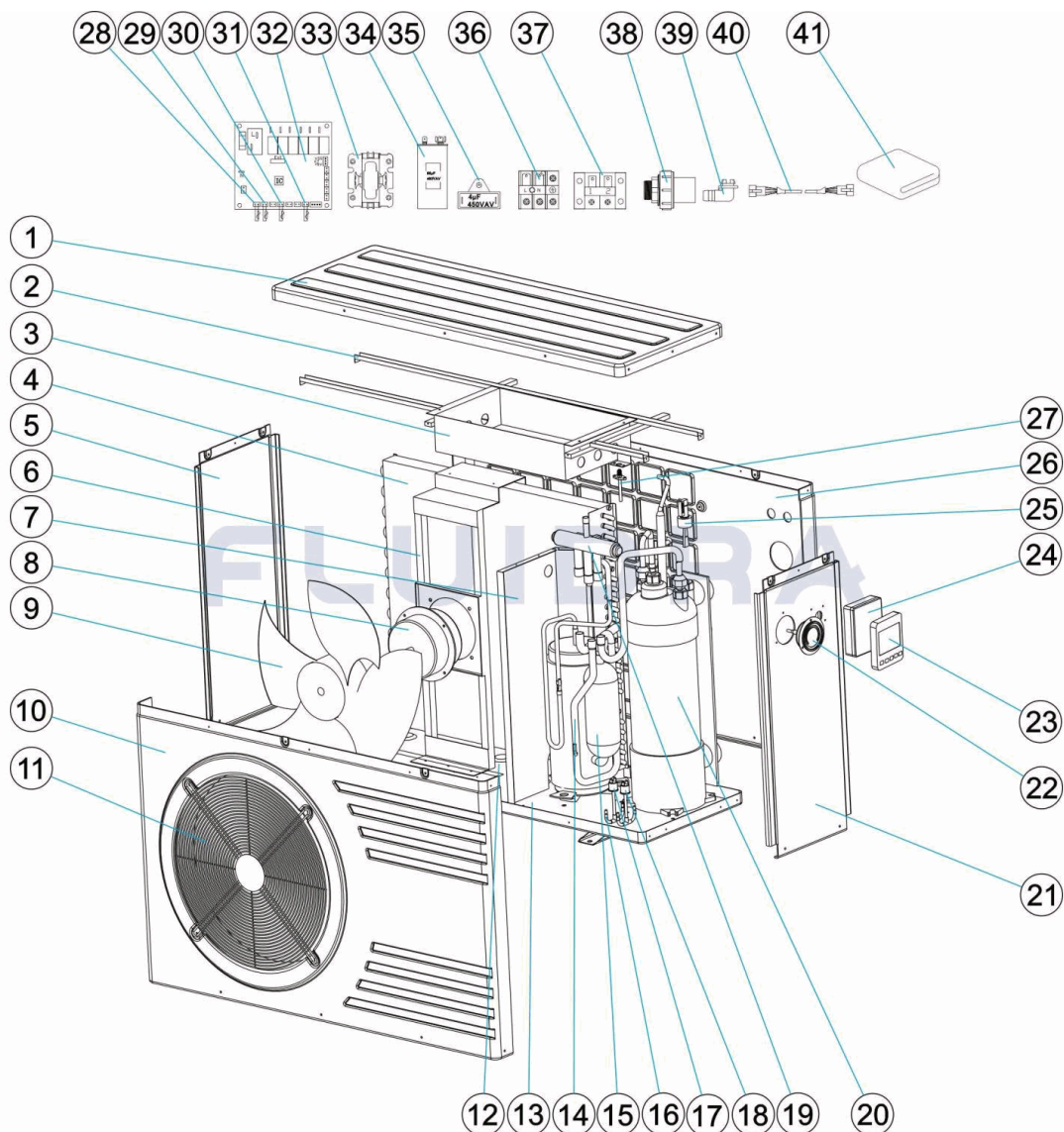
CODE **67405**

BESCHREIBUNG: **WÄRMEPUMPE EVOLINE 17**

## HINWEISE

POS	CODE	HINWEISE
28	66069R0033	FÜR: ENTRADA AGUA / INLET WATER
29	66069R0034	FÜR: SALIDA AGUA / OUTLET WATER
30	66069R0036	FÜR: AIRE / AIR
31	66069R0035	FÜR: EVAPORADOR / EVAPORATOR

CODIGO **67405**

 DESCRIÇÃO: **BOMBA DE CALOR EVOLINE 17**

**PORTUGUES**

POS	CODIGO	DESCRIÇÃO	QUANTIDADE	POS	CODIGO	DESCRIÇÃO	QUANTIDADE
1	66073R0001	TAMPA SUPERIOR ABS		15	67405R0012	COMPRESSOR	
2	66073R0002	SUPORE PARA TAMPA SUPERIOR		16	66069R0015	TUBAGENS PARA PRESSÓSTATO	
3	67405R0003	CAIXA ELÉTRICA		17	66069R0031	INTERRUPTOR ALTA PRESSÃO	
4	67405R0004	EVAPORADOR		18	66069R0032	INTERRUPTOR BAIXA PRESSÃO	
5	66073R0005	PAINEL ESQUERDO ABS		19	66073R0013	VÁLVULA DE 4 VIAS	
6	67405R0006	SUPORE PARA VENTILADOR MOTOR		20	ACXXPR0033		
7	66073R0007	PAINEL PARTIÇÃO		21	66073R0017	PAINEL DIREITO ABS	
8	67405R0008	MOTOR VENTILADOR		22	66069R0021	MANÓMETRO	
9	67405R0009	PÁS VENTILADOR		23	66069R0018	CONTROLADOR DE ECRÃ LED (WIFI)	
10	67405R0010	PAINEL FRONTAL ABS		24	66069R0040	CAIXA PROTEÇÃO PARA ECRÃ	
11	67405R0011	GRADE VENTILADOR		25	66069R0030	COMUTADOR DO CAUDAL DA ÁGUA	
12	66069R0039	RESISTÊNCIA DESCONGELAÇÃO		26	66073R0020	PAINEL POSTERIOR ABS	
13	67405R0014	PAINEL INFERIOR		27	66069R0022	VÁLVULA PARA ESVAZIAR/ENCHER	

\* VEJA A FICHA DE OBSERVAÇÕES



CODIGO **67405**

DESCRIÇÃO: **BOMBA DE CALOR EVOLINE 17**

14	67405R0019	TUBAGENS PARA PERMUTADOR	28	* 66069R0033	SENSOR TEMPERATURA
29	* 66069R0034	SENSOR TEMPERATURA	36	66069R0028	TERMINAL DE POTÊNCIA
30	* 66069R0036	SENSOR TEMPERATURA	37	66069R0029	TERMINAL PARA BOMBA
31	* 66069R0035	SENSOR TEMPERATURA	38	66069R0041	TOMADA DE ABASTECIMENTO DE ÁGUA
32	66069R0023	PLACA BASE PCB (WIFI)	39	66069R0042	PURGA ÁGUA CONDENSAÇÃO
33	66070R0027	RELÉ PARA COMPRESSOR	40	66069R0038	EXTENSÃO CABO PARA ECRÃ (10M)
34	ACXXPR0112		41	ACXXPR1004	COBERTURA DE INVERNO EV17-20/AC17-;
35	66071R0025	CONDENSADOR VENTILADOR (4UF)			

CODIGO **67405**

DESCRIÇÃO: **BOMBA DE CALOR EVOLINE 17**

**OBSERVACÕES**

POS	CODIGO	OBSERVACÕES
28	66069R0033	PARA: ENTRADA AGUA / INLET WATER
29	66069R0034	PARA: SALIDA AGUA / OUTLET WATER
30	66069R0036	PARA: AIRE / AIR
31	66069R0035	PARA: EVAPORADOR / EVAPORATOR