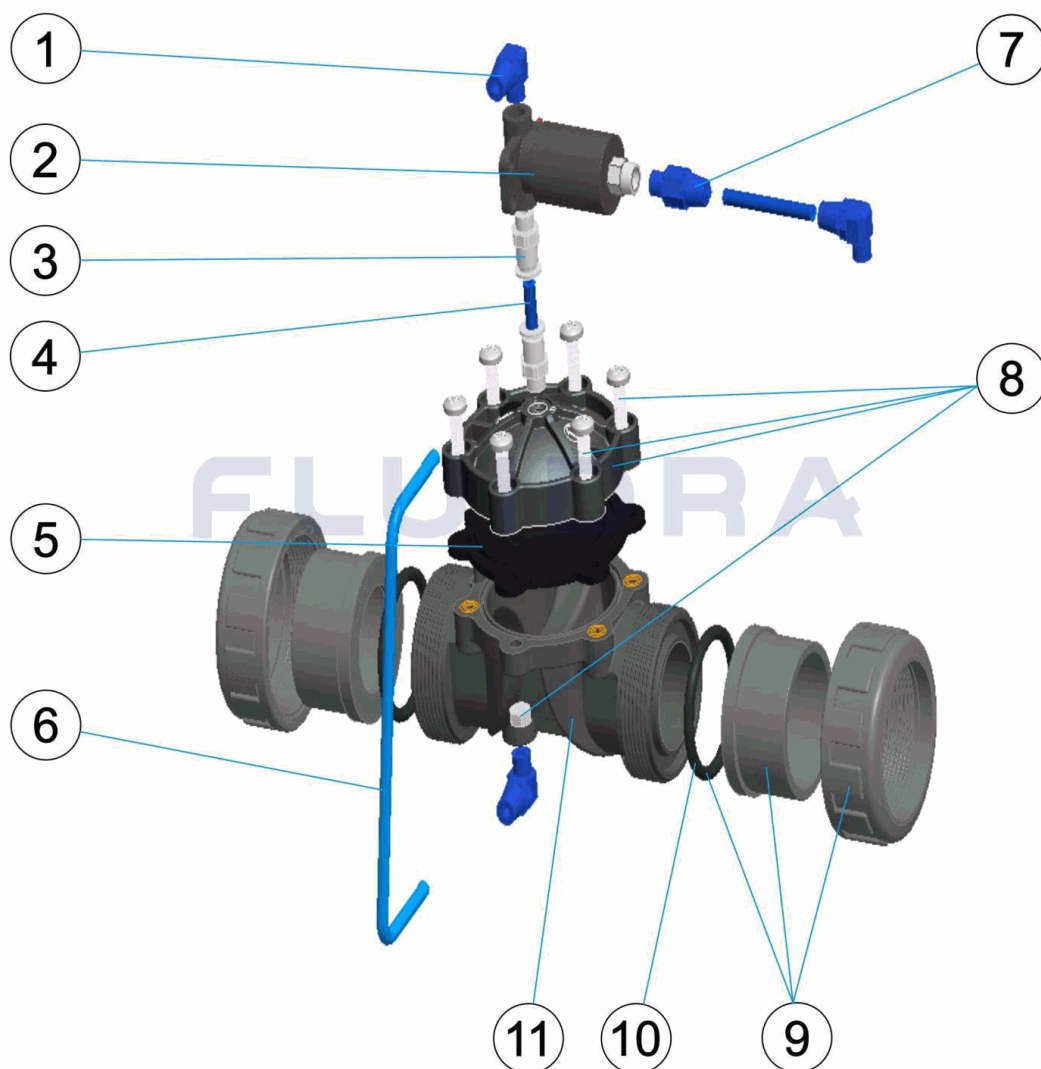


CODIGO **41898, 41899**

 DESCRIPCION: **VALVULA HIDRAULICA D. 50 - 1 1/2"**

ESPAÑOL

POS	CODIGO	DESCRIPCION	POS	CODIGO	DESCRIPCION
1	4405070000	RACORD CODO 1/8" X D. 6"	7	4405070003	RACORD RECTO 1/8" X D. 6"
2	4405070001	VALVULA 3 VIAS CON SOLENOIDE	8	4405070004	TAPA VALVULA HIDRAULICA
3	4405070007	ADAPTADOR 1/8" M - "	9	* 4405070008	CJTO. ENTRADA-SALIDA D. 50
4	4405070006	TUBO NEUMATICO D. 6 X 0,3 METRO	9	* 4405070009	CJTO. ENTRADA-SALIDA 1 1/2"
5	4405070005	JUNTA MEMBRANA	10	4405070010	JUNTA TORICA 47X5,3
6	4405070002	TUBO NEUMATICO D. 6 X 1 METRO	11	41898R0101	CUERPO VALVULA HIDRAULICA 1 1

CODIGO **41898, 41899**

DESCRIPCION: **VALVULA HIDRAULICA D. 50 - 1 ½"**

OBSERVACIONES

POS	CODIGO	OBSERVACIONES
9	4405070008	PARA: 41898
9	4405070009	PARA: 41899

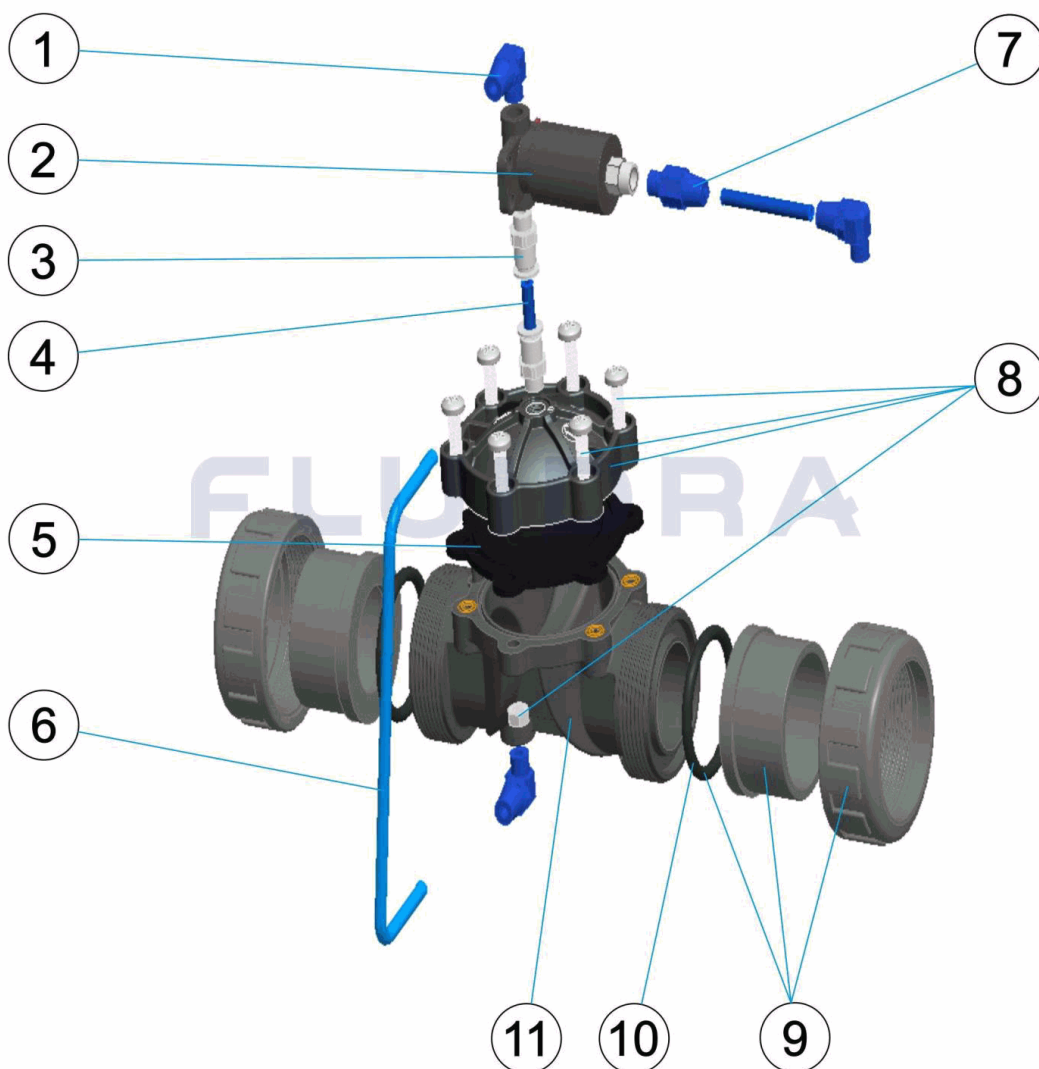
CODE **41898, 41899**

DESCRIPTION: **SOUPAPE HYDRAULIQUE D. 50 - 1 1/2"**

OBSERVATIONS

POS	CODE	OBSERVATIONS
9	4405070008	POUR: 41898
9	4405070009	POUR: 41899

CODE **41898, 41899**

 DESCRIPTION: **SOUPAPE HYDRAULIQUE D. 50 - 1 1/2"**


ENGLISH

POS	CODE	DESCRIPTION	POS	CODE	DESCRIPTION
1	4405070000	1/8" MALE ELBO "	7	4405070003	1/8" MALE ADAPTOR
2	4405070001	3-WAY VALVE WITH SOLENOID	8	4405070004	COVER
3	4405070007	1/8" MALE ADAPTOR	9	* 4405070008	INLET/OUTLET ASSEMBLY D. 50
4	4405070006	0,3M. D. 6 HOSE	9	* 4405070009	INLET/OUTLET ASSEMBLY 1 1/2"
5	4405070005	MEMBRANE SEAL	10	4405070010	O-RING SEAL 47X5,3
6	4405070002	1M. D. 6 HOSE	11	41898R0101	VALVE BODY

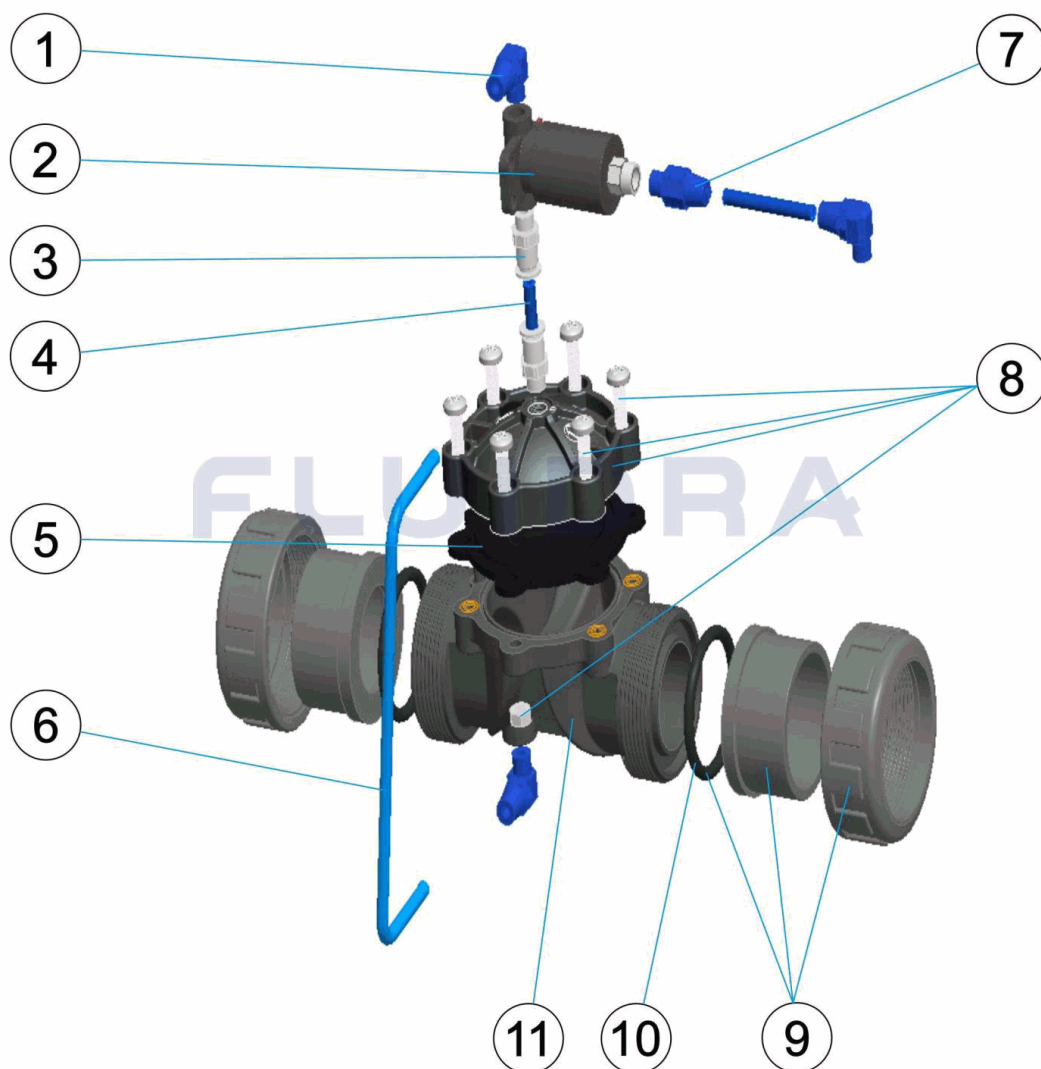
CODE **41898, 41899**

DESCRIPTION: **SOUPAPE HYDRAULIQUE D. 50 - 1 1/2"**

OBSERVATIONS

POS	CODE	OBSERVATIONS
9	4405070008	FOR: 41898
9	4405070009	FOR: 41899

CODICE **41898, 41899**

 DESCRIZIONE: **VALVOLA IDRAULICA D. 50 - 1 1/2"**

ITALIANO

POS	CODICE	DESCRIZIONE	POS	CODICE	DESCRIZIONE
1	4405070000	RACCORDO GOMITO 1/8"	7	4405070003	RACCORDO DIRITTO 1/8"
2	4405070001	VALVOLA A 3 VIE CON SOLENOIDE	8	4405070004	COPERCHIO VALVOLA IDRAULICA
3	4405070007	ADATTATORE 1/8" M - "	9	* 4405070008	GRUPPO ENTRATA/USCITA D. 50
4	4405070006	TUBO PNEUMATICO D. 6 X 0,3 METRO	9	* 4405070009	GRUPPO ENTRATA/USCITA 1 1/2"
5	4405070005	GUARNIZIONE MEMBRANA	10	4405070010	O-RING 47X5,3
6	4405070002	TUBO PNEUMATICO D. 6 X 1 METRO	11	41898R0101	GRUPPO CORPO CON INSERTI

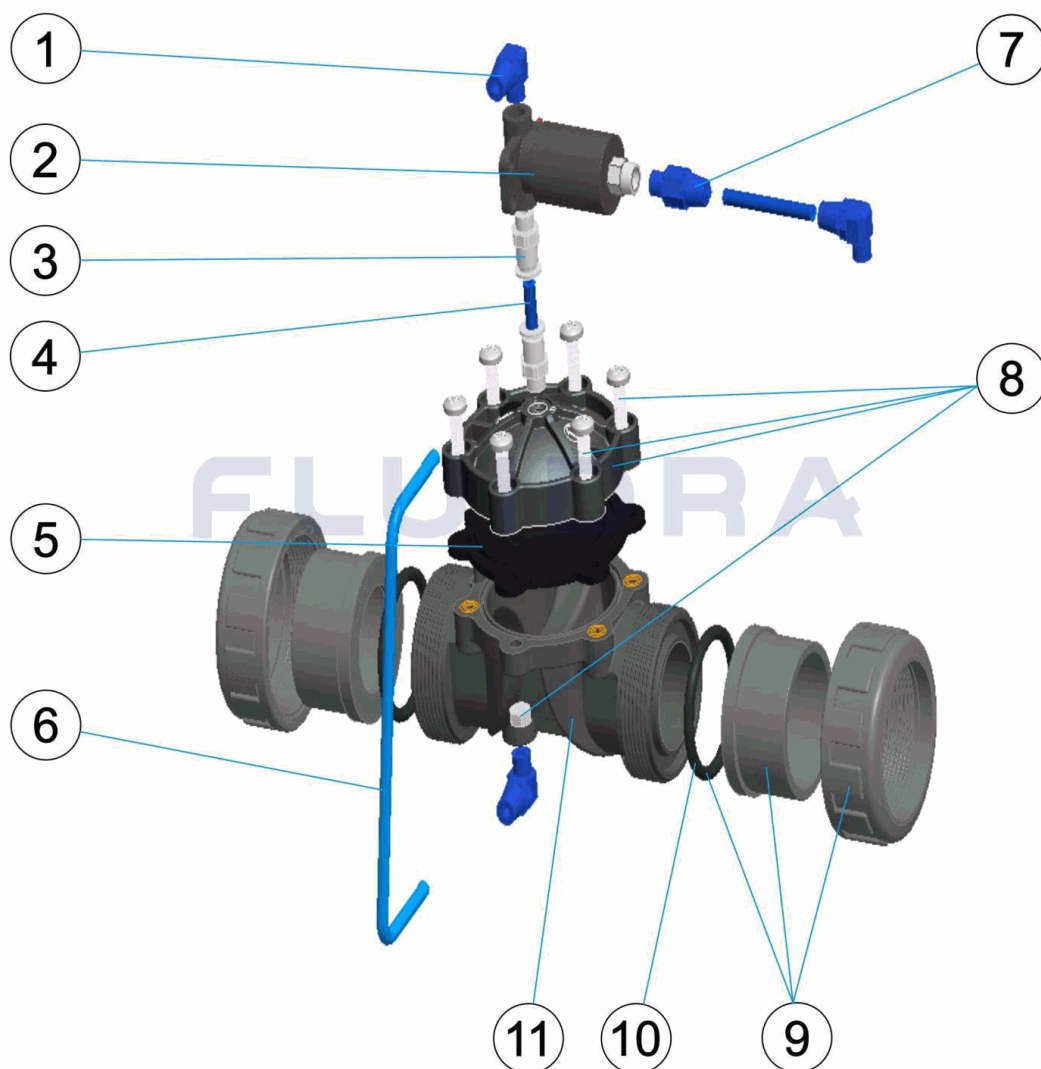
CODICE **41898, 41899**

 DESCRIZIONE: **VALVOLA IDRAULICA D. 50 - 1 1/2"**

OSSERVAZIONI

POS	CODICE	OSSERVAZIONI
9	4405070008	PER: 41898
9	4405070009	PER: 41899

CODE **41898, 41899**

 BESCHREIBUNG: **HYDRAULIKVENTIL D. 50 - 1 1/2"**

DEUTSCH

POS	CODE	BESCHREIBUNG	POS	CODE	BESCHREIBUNG
1	4405070000	GEWINDESTÜCK WINKEL 1/8" X D. 6"	7	4405070003	GEWINDESTÜCK GERADE 1/8" X D. 6"
2	4405070001	3-WEGE-MAGNETVENTIL	8	4405070004	ABDECKUNG HYDRAULIKVENTIL
3	4405070007	ADAPTER 1/8" M - "	9	* 4405070008	SET EINGANG AUSGANG D. 50
4	4405070006	ROHR PNEUMATISCH D. 6 X 0,3 METER	9	* 4405070009	SET EINGANG AUSGANG 1 1/2"
5	4405070005	DICHTUNG MEMBRAN	10	4405070010	O-RING 47 X 5,3
6	4405070002	ROHR PNEUMATISCH D. 6 X 1 METER	11	41898R0101	GEHÄUSE HYDRAULIKVENTIL 1 1

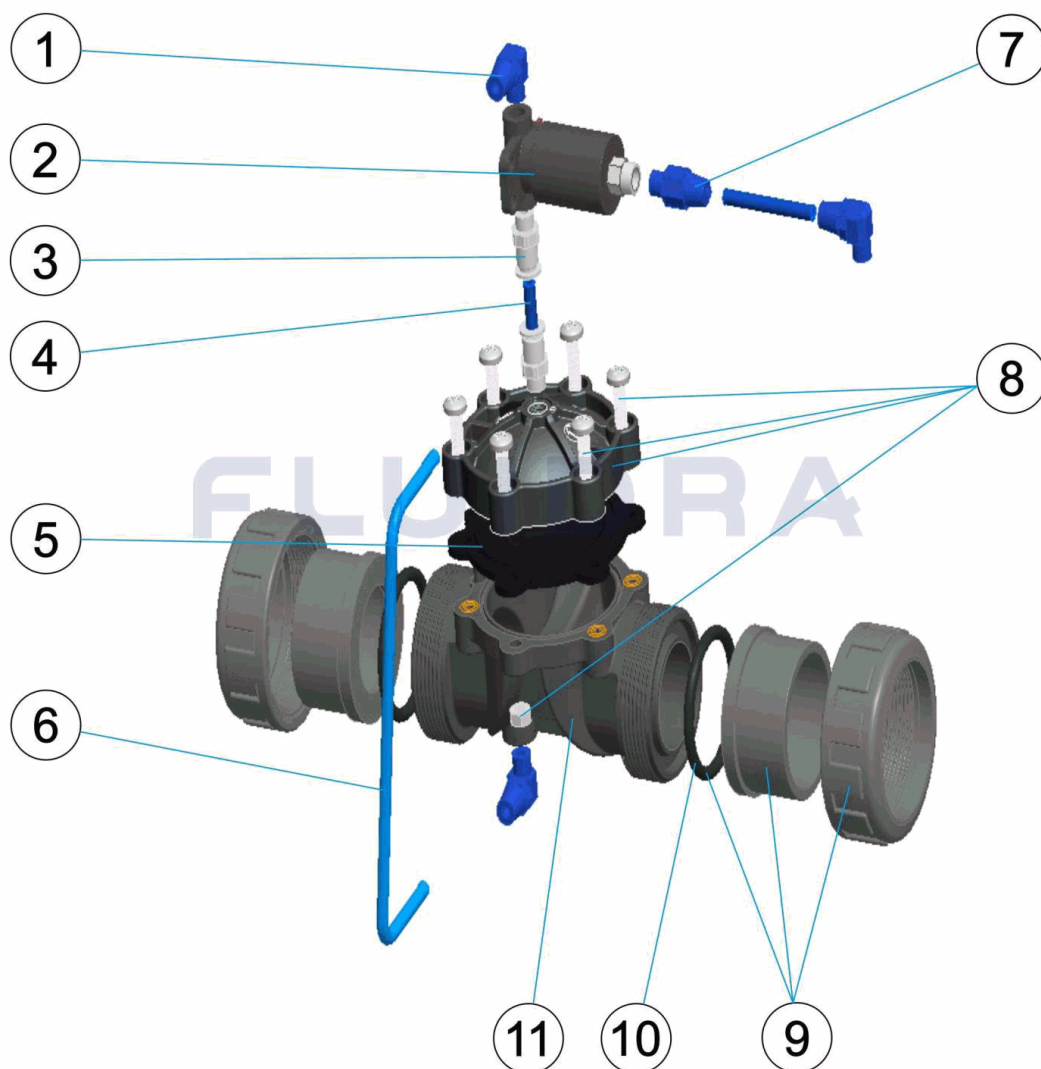
CODE **41898, 41899**

BESCHREIBUNG: **HYDRAULIKVENTIL D. 50 - 1 1/2"**

HINWEISE

POS	CODE	HINWEISE
9	4405070008	FÜR: 41898
9	4405070009	FÜR: 41899

CODIGO **41898, 41899**

 DESCRIÇÃO: **VÁLVULA HIDRÁULICA D. 50 - 1 1/2"**

PORTUGUES

POS	CODIGO	DESCRIÇÃO	POS	CODIGO	DESCRIÇÃO
1	4405070000	JOELHO LIGAÇÃO 1/8"	7	4405070003	RACORD RECTO 1/8" X D.6"
2	4405070001	VALVOLA A 3 VIE CON SOLENOIDE	8	4405070004	TAMPA VALVULA HID.
3	4405070007	ADATTATORE 1/8" M - "	9	* 4405070008	CONJUNTO ENTRADA/SAÍDA D. 50
4	4405070006	TUBO PNEUMATICO D. 6 X 0,3 METRO	9	* 4405070009	CONJUNTO ENTRADA/SAÍDA 1 1/2"
5	4405070005	GUARNIZIONE MEMBRANA	10	4405070010	JUNTA TÓRICA 47X5,3
6	4405070002	TUBO PNEUMATICO D. 6 X 1 METRO	11	41898R0101	GRUPPO CORPO CON INSERTI

CODIGO **41898, 41899**

DESCRIÇÃO: **VÁLVULA HIDRÁULICA D. 50 - 1 1/2"**

OBSERVACÕES

POS	CODIGO	OBSERVACÕES
9	4405070008	PARA: 41898
9	4405070009	PARA: 41899