


'16
NOVIDADE
NEW

CARACTERÍSTICAS TÉCNICAS TECHNICAL CHARACTERISTICS

▼ A "Cable Inlet Fittings Box" é a melhor maneira de garantir ligações estanques com cabo através das paredes da fonte, interconectando simultaneamente diferentes equipamentos. Trata-se de um modelo muito robusto e resistente à oxidação fabricado totalmente em aço inoxidável AISI 316.

A cable inlet junction box is the best way of ensuring watertight connections of cables through the walls of a fountain and interconnecting various devices at the same time.

This junction box is a very robust model that is resistant to oxidation and made entirely of AISI 316 stainless steel.



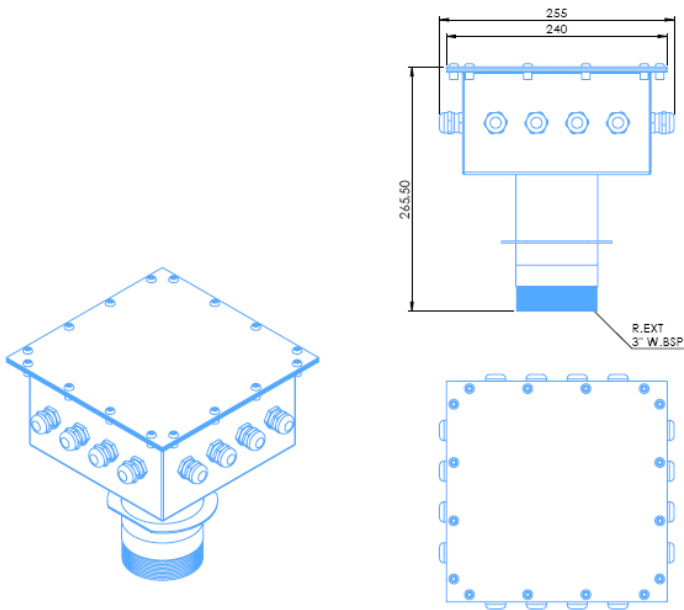
CABLE INLET FITTING BOX

Código / Code:		66606	66607	66608	66609
Dimensões (C x L x A) [mm]	Dimensions (L x W x H) [mm]	255 x 255 x 265	255 x 255 x 280	255 x 255 x 265	255 x 255 x 280
Ligação	Connection	3" G	3" G	4" G	4" G
Número de entradas	Number of inlets	16	32	16	32
Diâmetro do cabo	Cable diameter	5 - 14	5 - 14	5 - 14	5 - 14
Material	Material	AISI 316 stainless	AISI 316 stainless	AISI 316 stainless	AISI 316 stainless
Classe de proteção com montagem	Assembled protection rating	IP 68	IP 68	IP 68	IP 68

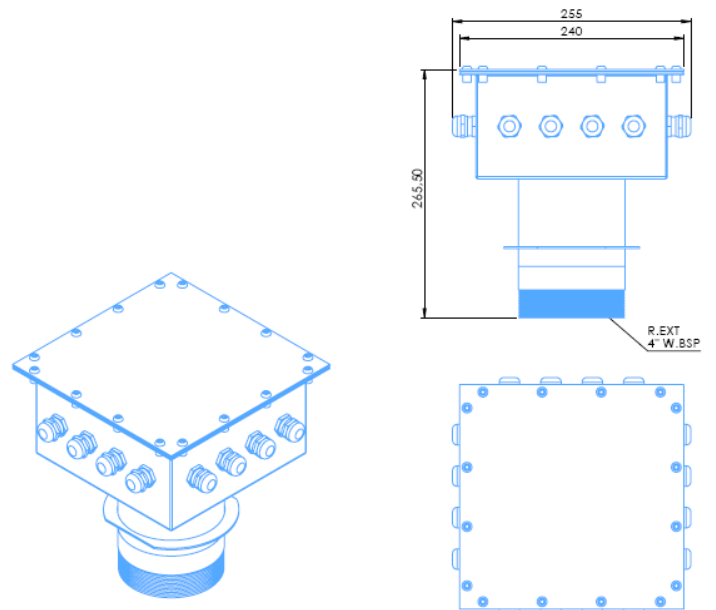
DIMENSÕES
DIMENSIONS

Código / Code:

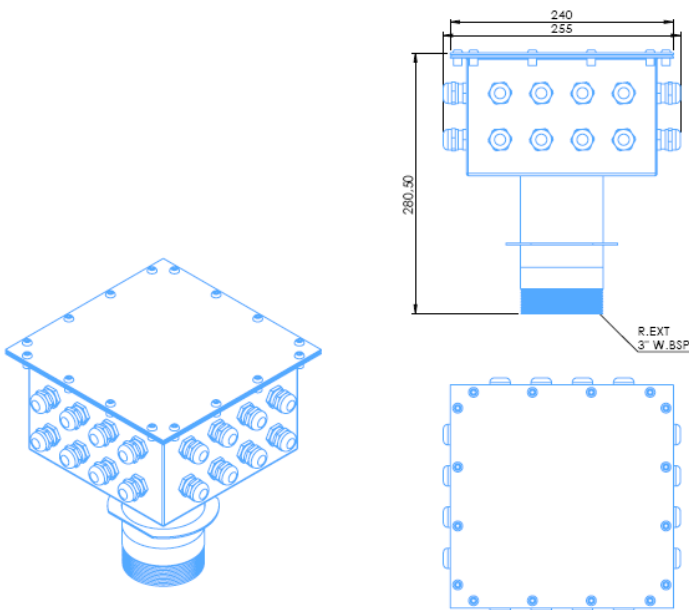
66606



66608



66607



66609

