



ASTRALPOOL 

Range of hot tubs and swimspas

The best hydromassage
available to you

-  European Manufacturing
and Warranty
-  A chromatherapy
centre
-  Cabinet with a
modern design




Index

Benefits of AstralPool Hot Tubs	04
Range of Hot Tubs	10
Advanced	12
Swimspa	16
Essential	20
Commercial	24



Benefits of AstralPool Hot Tubs



Water and Health

The effects of water through hydromassage can treat pain and relax the most sensitive parts of the body.

Stress reduction guaranteed

A good emotional balance is achieved through the chromotherapy, music therapy and aromatherapy systems.

A new living space

Enjoy a unique moment, of peace and relaxation, and special moments with your partner, family or friends.

Unique experiences

Have a spontaneous relaxing evening, enjoy the benefits of a vigorous massage after playing sports, enjoy a massage at home every day of the week, immerse yourself in the sound of the flowing water...

European Manufacturing and Warranty

AstralPool has been designing and manufacturing hot tubs for 25 years. The designs of the hot tubs are constantly updated so that they always offer the best comfort and improve your quality of life.



Components



Acrylic



Frame





Hydromassage

A massage designed for each specific part of your body



Localised pressure massage

This type of massage offers continuous pressure on a specific part of the body, eliminating any muscle contractures.



Anti-stress rotation massage

Performs a circular motion with its rotary jet. Ideal for combating the stresses caused by poor posture or occasional strains.



Draining rotation massage

Thanks to the impact of the water on the body, it creates a lipoactive and body-firming effect on the body.



Reflex foot massage

Foot massages help to alleviate muscle and joint pains. This type of application produces a pleasurable sensation and helps you to sleep.



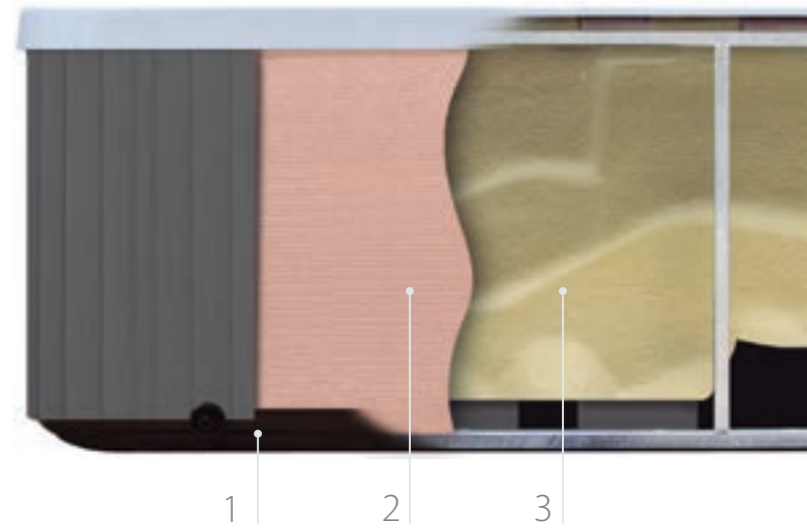
Air massage

The air bubbles have a relaxing effect on all of the muscles in the body.

Energy efficiency



- 1 Heavy duty ABS base.
- 2 Second insulation layer. Panel with high thermal and acoustic insulation.
- 3 Polyurethane thermal insulation layer with a density of 30%.
- 4 Insulating cover with a thickness of 100 to 130 mm.



EcoSpa, the best thermal insulation for your hot tub

The EcoSpa option is a vital element that has a direct impact on the hot tub's maintenance costs. EcoSpa insulation helps to retain heat and reduce the number of hours of operation of the electric heating. A properly-insulated hot tub uses less electricity. By combining the use of an isothermal cover with the EcoSpa system, you can keep the power consumption of your hot tub down to as little as €20 per month.


An efficient European hot tub:

With EcoSpa, to keep the water at 37°	5.28 kWh
Without EcoSpa, to keep the water at 37°	10.80 kWh


Nordic Insulation System

The NORDIC INSULATION SYSTEM is the insulation system designed for cold environments that ensures the improved energy efficiency of your hot tub.

The NORDIC INSULATION SYSTEM consists of 10 mm of insulating material, composed of 5 layers. This insulating layer is on the sides and curves of the cabinet, creating an insulating air chamber inside it. The insulating layer that surrounds the entire cabinet is 10 mm thick, with material composed of 5 layers:



- 1 Aluminium
- 2 RC9 Foam + Low Density Polyethylene (with a double layer)
- 3 FONEX non-cross-linked polyethylene foam (20 kg/m3)
- 4 RC9 Foam + Low Density Polyethylene (with a double layer)
- 5 Aluminium



Heat leak test performed with the Nordic Insulation System



An entertainment centre

Chromatherapy

Chromatherapy is the name of the non-conventional medicine which seeks to treat ailments and diseases with colours. It has a biological and psychological effect. The coloured light uses physiological stimulus to stimulate spontaneous responses from the body.



Wifi Touch Panel

The Balboa Wifi Touch Panel is an application for your smart device (Android™ or iPhone®) which allows you to access your hot tub via the internet, wherever you are; whether you are at home or anywhere else, all that you need is a 3G, 4G or WiFi connection to be able to control your hot tub from your mobile phone or tablet.

With the Wifi Touch Panel application, you can make sure that your hot tub is ready whenever you want to have a soak. Instead of having to go outside and press the buttons on the panel, the application allows you to start up the bath and change the settings of your hot tub from your mobile phone or tablet.

The application provides a complete control interface that allows you to set the temperature, activate the massage pumps and even set the filtration cycles.



Aroma therapy

It provides real healing properties and completes the range of benefits created by the hot tub. The natural aromas are released from the hot tub, achieving harmony and balance.



Music therapy

Music therapy seeks to use the properties and sound of the music to help achieve a balance of body and mind.



The benefits of the Ultraviolet system are:


- It guarantees fresh, clean and clear water
- Efficient and safe disinfection of water
- The combined chlorine is degraded by the UV-C light
- It protects the water from germs
- It keeps the formation of mould, bacteria and algae under control
- It can reduce the use of chlorine and other chemicals by up to 80%
- It avoids the smell of chlorine and prevents irritation of the skin and eyes (red eyes)
- It is more environmentally friendly than traditional methods

With this system, your hot tub will have a clean and automatic system that eliminates bacteria, mould and algae and will protect your hot tub from germs without any kind of maintenance.



Advanced Range

A range of hot tubs designed for the most demanding user. Ergonomic hot tubs with high performance and configuration options.




Swimspa Range

Swimspas are small residential pools. Versatile, powerful and compact. A health and wellness center available all year round.



Essential Range

The Essential range seeks to balance functionality, performance and cost.




Commercial Range

Hot tubs designed for commercial premises such as gyms, wellness centres, hotels etc. A large range of options and finishes that meet every need. Hot tubs with an acrylic and mosaic finish.

Our range
of hot tubs

Advanced Range



A large model with a complete hydromassage circuit. It has five positions distributed over a large bathing space. The five positions are composed of two loungers and three seats. Each position has a different massage, allowing you to complete a full hydromassage circuit.

Atlantida 70 Hot Tub

Our leading model



Chromatherapy centre

Carry out your chromatherapy sessions in the hot tub. The hot tub has 5 LED lights that light up the interior of the hot tub. Each of the hot tub's external controls light up in sync with the interior of the hot tub.

BENEFITS


High performance system

Each of the massage pumps has been designed to achieve maximum power and optimal consumption. The hot tub has two powerful massage water pumps that feed the hot tub's 52 jets and 2 waterfalls and the 14 air relaxation nozzles.















Cabinet with a modern design

A sleek, even and screwless cabinet. The modern look of the Atlantida 70 Hot Tub cabinet is sure to impress. It is available in 4 different colours: Graphite, Thunder, Creek and Butterfly.



Technical Information



	PURE	PURE ERGO	EVOLUTION 70	ATLANTIDA 70	PACIFIC 70	OCEAN 70		
General Specifications								
Dimensions (± 1 cm)	220 x 220 x 78	220 x 220 x 78	233 x 233 x 91	216 x 216 x 90	216 x 216 x 90	216 x 167 x 74		
Positions (Seats / Loungers)	4 (4 / -)	5 (3 / 2)	5 (3 / 2)	5 (3 / 2)	6 (5 / 1)	3 (1 / 2)		
Acrylic Colour	 44-White		 44-White	 59-Sterling	 72-Cameo Pearl	 64-Pearl Shadow	 46-Blue Marble	 27-Winter Solstice
Cabinet Colour	 Solid Surface White			 Graphite	 Thunder	 Creek	 Butterfly	
Without Cabinet	-	-	Optional	Optional	Optional	Optional	Optional	
Characteristics								
ECOSpa double thermal insulation	Optional	Optional	Optional	Optional	Optional	Optional		
Nordic Insulation System	Optional	Optional	Optional	Optional	Optional	Optional		
Bluetooth 4.1 audio system	Optional	Optional	Optional	Optional	Optional	Optional		
Lumiplus chromatherapy LED	Yes	Yes	Yes	Yes	Yes	Yes		
Stainless steel jets	Yes	Yes	Yes	Yes	Yes	Yes		
Stainless steel bar	-	-	Yes	Yes	Yes	Yes		
WIFI Touch Panel	Optional	Optional	Optional	Optional	Optional	Optional		
Features								
Stainless steel jets	27	28	54	52	50	42		
Air nozzles	12	14	16	14	10	-		
Waterfalls	-	-	1	2	2	-		
Headrests	2	3	3	3	3	3		
Digital control panel	1	1	2	1	1	1		
Disinfection system	U.V.	U.V.	U.V.	U.V.	U.V.	U.V.		
Aroma therapy	Yes	Yes	Yes	Yes	Yes	-		
Chromatherapy	5 Leds + Illuminated Accessories	5 Leds + Illuminated Accessories	5 Leds + Illuminated Accessories	5 Leds + Illuminated Accessories	5 Leds + Illuminated Accessories	5 Leds + Illuminated Accessories		
Frame and Cover								
Heavy duty metal frame	Yes	Yes	Yes	Yes	Yes	Yes		
Insulating ABS base	Yes	Yes	Yes	Yes	Yes	Yes		
Isothermal cover	Yes	Yes	Yes	Yes	Yes	Yes		
Equipment								
Filtration pump	250 W	250 W	250 W	250 W	250 W	250 W		
Massage pump	1,8 kW / 2 HP	1,8 kW / 2 HP	2 x 2,2 kW / 3 HP	2 x 1,8 kW / 2,5 HP	2 x 1,8 kW / 2,5 HP	2,2kW / 3 HP		
Air massage pump	1.150 W	1.150 W	400 W	400 W	400 W	-		
Electric heating	3 kW	3 kW	3 kW	3 kW	3 kW	3 kW		
Electrical power and Capacity								
Low amp power required (W)	3.280 W	3.280 W	5.200 W	4.400 W	4.400 W	3.280 W		
Power required (A) at 230 V	14,3 A	14,3 A	22,6 A	19,1 A	19,1 A	14,3 A		
Voltage 230 V	Yes	Yes	Yes	Yes	Yes	Yes		
Water capacity	975 l	975 l	1.610 l	1.138 l	1.138 l	780 l		
Weight of hot tub (Empty/Full)	450 kg / 1.425 kg	450 kg / 1.425 kg	378 kg / 1.988 kg	327 kg / 1.227 kg	327 kg / 1.465 kg	229 kg / 1.009 kg		

Swimspa Range



Creta is the most compact Swimspa on the market. It has a large bathing space and a complete hydromassage area. At 4 metres long and 2.3 metres wide, it is spacious but compact hot tub: an all-in-one product.

Swimspa Creta

Our leading model




Fitness, swimming and rowing

Turn your Swimspa into a health centre: do different exercises with the elastic bands, exercise your body in the rowing zone or comfortably swim inside it, using the pole and harness.

BENEFITS

Maximum Power and Performance

The Swimspa Creta is fitted with equipment that offers unbeatable performance. It is equipped with 52 jets, three massage pumps and a complete LED lighting system.




A swimming pool for the whole year

The Swimspa Creta has a heating system that is perfect for maintaining the desired temperature throughout the year. Enjoy healthy bathing, fun times with your family or fitness sessions at home, with no limits.

Technical Information



	DUAL	MEDITERRANEA	CRETA	COMPACT
General Specifications				
Dimensions (± 1 cm)	575 x 230 x 138	500 x 230 x 138	400 x 230 x 138	400 x 230 x 138
Positions (Seats / Loungers)	1 vertical + 3 (2 / 1)	3 (2 / 1)	4 (2 / 1 / 1)	1 vertical
Acrylic Colour		 44-White  59-Sterling  46-Blue Marble		
Cabinet Colour		 Coastal Grey  Urban Grey		
Without Cabinet	Optional	Optional	Optional	Optional
Characteristics				
ECOSpa double thermal insulation	Optional	Optional	Optional	Optional
Bluetooth 4.1 audio system	Optional	Optional	Optional	Optional
Lumiplus chromatherapy LED	Yes	Yes	Yes	Yes
Stainless steel jets	Yes	Yes	Yes	Yes
Stainless steel bar	Yes	Yes	Yes	Yes
Features				
Stainless steel jets	15+5 Turbo Jets / 33 Jets	25+5 Turbo Jets	48+4 Turbo Jets	18+5 Turbo Jets
Waterfalls	-	1	-	-
Headrests	3	1	3	-
Digital control panel	3	2	2	2
Disinfection system	Ultraviolet	Ultraviolet	Ultraviolet	Ultraviolet
Chromatherapy	5 Leds + Illuminated Accessories	5 Leds + Illuminated Accessories	5 Leds + Illuminated Accessories	5 Leds + Illuminated Accessories
Frame and Cover				
Heavy duty metal frame	Yes	Yes	Yes	Yes
Insulating ABS base	Yes	Yes	Yes	Yes
Isothermal cover	Yes	Yes	Yes	Yes
Equipment				
Filtration pump	250 W + 250 W	250 W	250 W	250 W
Massage pump	3 x 2,2 kW / 3 HP + 2,2 kW / 3 HP	3 x 2,2 kW / 3 HP	3 x 2,2 kW / 3 HP	3 x 2,2 kW / 3 HP
Electric heating	3 kW	3 kW	3 kW	3 kW
Electrical power and Capacity				
Low amp power required (W)	9.500 W	7.000 W	7.000 W	7.000 W
Power required (A) at 230 V	41,3 A	30,4 A	30,4 A	30,4 A
Voltage 230 V	Yes	Yes	Yes	Yes
Water capacity	6.780 l	8.500 l	6.000 l	6.000 l
Weight of hot tub (Empty/Full)	1.379 kg / 8.159 kg	1.177 kg / 9.677 kg	1.177 kg / 7.177 kg	1.150 kg / 7.150 kg



Essential Range



BENEFITS

Ergonomics and design

Its design allows your figure to comfortably adapt to each of the hot tub's position. The lounger and seats have been designed for your comfort, with smooth lines and the necessary depth and inclination for high-quality bathing.

A hot tub with basic equipment

The Select hot tub and the models in the Essential range provide a balance between performance, features and cost. Hot tubs with a basic format, designed to offer the user a customised thermal system.



The Select hot tub model has five seating positions and a fully-equipped lounger. A fully ergonomic model which provides a different massage in each of its positions. It has two waterfalls for cervical massages and a complete reflexotherapy massage area where you can receive a full foot massage.



Silent filtration









The filtration circuit is composed of a silent filtration system and a separate circuit, allowing the hot tub's water to be continuously filtered and cleaned at a low cost. The pump's low power consumption allows long periods of filtration. As it is a silent pump, this can be done at any time of the day.

Select Hot Tub

Our leading model

Technical Information



	SELECT	EMOTION	EQUILIBRE	CORNER
General Specifications				
Dimensions (± 1 cm)	216 x 198 x 90	216 x 198 x 90	216 x 148 x 90	166 x 200 x 71
Positions (Seats / Loungers)	6 (5 / 1)	5 (3 / 2)	3 (2 / 1)	2 (1 / 1)
Acrylic Colour		 44-White  59-Sterling  72-Cameo Pearl  64-Pearl Shadow  46-Blue Marble		
Cabinet Colour		 Graphite  Thunder		 Coastal Grey
Without Cabinet	Optional	Optional	Optional	Optional
Characteristics				
ECOSpa double thermal insulation	Optional	Optional	Optional	Optional
Bluetooth 2.1 audio system	Optional	-	-	-
Lumiplus chromatherapy LED	Optional	-	-	-
Stainless steel jets	Yes	Yes	Yes	Yes
Features				
Stainless steel jets	52	34	24	22
Air nozzles	-	-	-	7
Waterfalls	2	-	-	2
Headrests	3	2	1	2
Digital control panel	1	1	1	1
Disinfection system	Ozonator	Ozonator	Ozonator	Ozonator
Aromatherapy	-	-	-	Yes
Chromatherapy	1 LED	1 LED	1 LED	1 LED
Frame and Cover				
Heavy duty metal frame	Yes	Yes	Yes	Yes
Insulating ABS base	Yes	Yes	Yes	Yes
Isothermal cover	Yes	Yes	Yes	Yes
Equipment				
Filtration pump	250 W	-	-	250 W
Massage pump	2 x 1,8 kW / 2,5 HP	1 x 2,2 kW / 3 HP 2 Spd	1 x 2,2 kW / 3 HP 2 Spd	1,8 kW / 2,5 HP
Air massage pump	-	-	-	400 W
Electric heating	3 kW	3 kW	3 kW	3 kW
Electrical power and Capacity				
Low amp power required (W)	3.870 W	3.460 W	3.460 W	3.250 W
Power required (A) at 230 V	16,8 A	15,0 A	15,0 A	14,1 A
Voltage 230 V	Yes	Yes	Yes	Yes
Water capacity	980 l	900 l	700 l	360 l
Weight of hot tub (Empty/Full)	305 kg / 1.285 kg	292 kg / 1.192 kg	229 kg / 929 kg	197 kg / 557 kg

Commercial Range



High-quality finish

Each of the hot tubs in the Commercial range is manufactured with the finest materials to ensure the product's performance in your business.

Systems with added value

The hot tubs in the Commercial range not only offer the customer a product designed for hydromassages. With its LED lighting options, it can be used as a genuine chromotherapy treatment centre.

Professional filtration

The Commercial hot tubs' filtration systems are designed for intensive product use. The size of each pump ensures greater durability and reliability. Filtration is performed by professional filtration pumps and sand filters, in order to comply with the most stringent regulations.



The Tokyo model hot tub is designed for highly demanding public facilities. It is the perfect model for anyone who wants to offer their customers a high-quality massage by providing a large bathing space with different positions.

Tokyo Hot Tub

Our leading model



Technical Information



	TOKYO 70	WELLMAX	OLYMPIA	ROMA	ODISEA 20	VERONA	CASIOPEA	FORMENTERA	MIRAGE 40	LAKE	
General Specifications											
Dimensions (± 1 cm)	340 X 240	460 x 281	379 x 249	Ø 300	Ø 230	228 x 228	225 x 225	218 X 199	Ø 250	379 x 249	
Positions (Seats / Loungers)	7 (6 / 1)	7 (5 / 2)	11 (11 / -)	9 (9 / -)	5 (5 / -)	5 (3 / 2)	4 (4 / -)	4 (4 / -)	6 (6 / -)	11 (11 / -)	
Water capacity	2.200 l	2.940 l	2.490 l	2.290 l	1.120 l	1.200 l	782 l	959 l	1.410 l	2.490 l	
Empty hot tub weight	373 kg	508 kg	373 kg	310 kg	163 kg	147 kg	143 kg	250 kg	353 kg	373 kg	
Full hot tub weight	2.573 kg	3.448 kg	2.863 kg	2.600 kg	1.283 kg	1.347 kg	925 kg	1.209 kg	1.763 kg	2.863 kg	
Colour shell finish											
Characteristics											
Number of jets	58	53	16	18	8	24	4	12	26	16	
Air nozzles	21	10	20	18	10	12	7	28	12	20	
Colour jets	Stainless st.	Stainless st.	White	White	White	White	White	White	Stainless st.	Stainless st.	
Headrests	2	2	-	-	-	-	-	4	-	-	
Waterfall	Optional	-	-	-	-	-	-	-	-	-	
Spotlight	Yes	Yes	Optional	Yes	Optional	Yes	Optional	Optional	Yes	Yes	
Chromatherapy LED spotlights	4 LED	2 LED	Optional 1 LED	Optional 1 LED	Optional 1 LED	Optional 1 LED	Optional 1 LED	Optional 1 LED	Yes 1 LED	Yes 1 LED	
Galvanised metal frame	Yes	Yes	Yes	Yes	Yes	Yes	Yes	Yes	Yes	Yes	
Isothermal cover	Optional	Optional	Optional	Optional	Optional	Optional	Optional	Optional	Optional	Optional	
Piezoelectric push buttons	3	4	2	2	2	2	2	2	2	2	
Compact kit	Kit 75 3M	Kit 75 3M	Kit 75 2M	Kit 75 2M	Kit 50/75	Kit 50 / Kit 75	Kit 50/75	Kit 75 2M	Kit 75 2M	Kit 75 2M	
Surge tank											
Surge tank	2.000 l.	2.000 l.	2.000 l.	2.000 l.	1.000 l.	1.000 l.	1.000 l.	1.000 l.	1.000 l.	2.000 l.	
Hot tub filtration system	<p>43639</p>		<p>16412</p>		<p>04015</p>			<p>16412</p>			
Filter	Ø 650	Ø 650	Ø 650	Ø 650	Ø 500	Ø 500	Ø 500	Ø 650	Ø 650	Ø 650	
Filtration pump	0,82 Kw	0,82 Kw	0,82 Kw	0,82 Kw	0,60 Kw	0,60 Kw	0,60 Kw	0,82 Kw	0,82 Kw	0,82 Kw	
Massage pump (P1)	2 x1,81Kw+2,7Kw	2 x1,81Kw+2,7Kw	2 x 1,81 Kw	2 x 1,81 Kw	1,4 Kw	1,4 Kw	1,4 Kw	2 x 1,81 Kw	2 x 1,81 Kw	2 x 1,81 Kw	
Blower pump	1,3 Kw	1,3 Kw	1,3 Kw	1,3 Kw	1,3 Kw	1,3 Kw	1,3 Kw	1,3 Kw	1,3 Kw	1,3 Kw	
Electric heating	6 Kw	6 Kw	6 Kw	6 Kw	6 Kw	6 Kw	6 Kw	6 Kw	6 Kw	6 Kw	
Ozonator	Optional	Optional	Optional	Optional	Optional	Optional	Optional	Optional	Optional	Optional	
Water/water heat exchanger 20 Kw	Optional	Optional	Optional	Optional	Optional	Optional	Optional	Optional	Optional	Optional	
Push Buttons / Control	Piezoelectric	Piezoelectric	Piezoelectric	Piezoelectric	Piezoelectric	Piezoelectric	Piezoelectric	Piezoelectric	Piezoelectric	Piezoelectric	
Low amp power required (W)	14.485 W	14.485 W	11.802 W	11.802 W	9.362 W	9.362 W	9.362 W	11.802 W	11.802 W	11.802 W	
Power required (A)	27,5 A	27,5 A	23 A	23 A	18,1 A	18,1 A	18,1 A	23 A	23 A	23 A	
Voltage	400 V III + N	400 V III + N	400 V III + N	400 V III + N	400 V III + N	400 V III + N	400 V III + N	400 V III + N	400 V III + N	400 V III + N	



info@astralpool.com/spas
www.astralpool.com



www.fluidra.es