

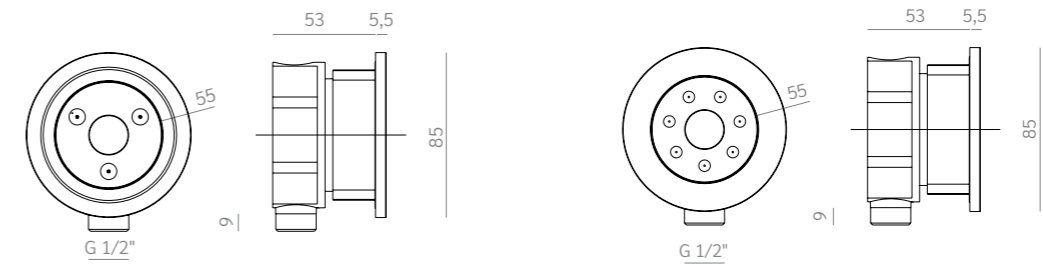


## AF-FL041 DRY KNEIPP PATH

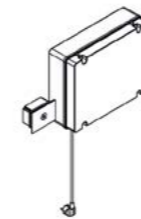
32 body jets with 2 different functions ( 16 for cold water and 16 for hot water) controlled by program station P500 for sequential control of water jets, chromotherapy and times. To be teamed with manual thermostatic for managed hot water. Possibility to combine liquid or dry aromatherapy.

### BODYJET

BL85C2 - BL85C6



P350



**SEQUENTIAL PROGRAM STATION FOR SHOWER PATH**  
Electronic power station prepared to activate in sequence 8 steps with temporary control of water and light for each step. Equipped with keyboard with button to start program from right to left and opposite, and with transformer 12 V.  
-Optional aromatherapy during the entire program.  
-Possibility to combine C45I for reverse cycle return.  
N.B. To be teamed with a single wiring electrovalve C319 12V for each step.  
To be teamed with a temperature control system.

P317



**EXPANSION STATION**  
Electronic power station to integrate to the emotional program station for others 8 steps.  
N.B.  
- To be teamed with 230/12V transformer

C320



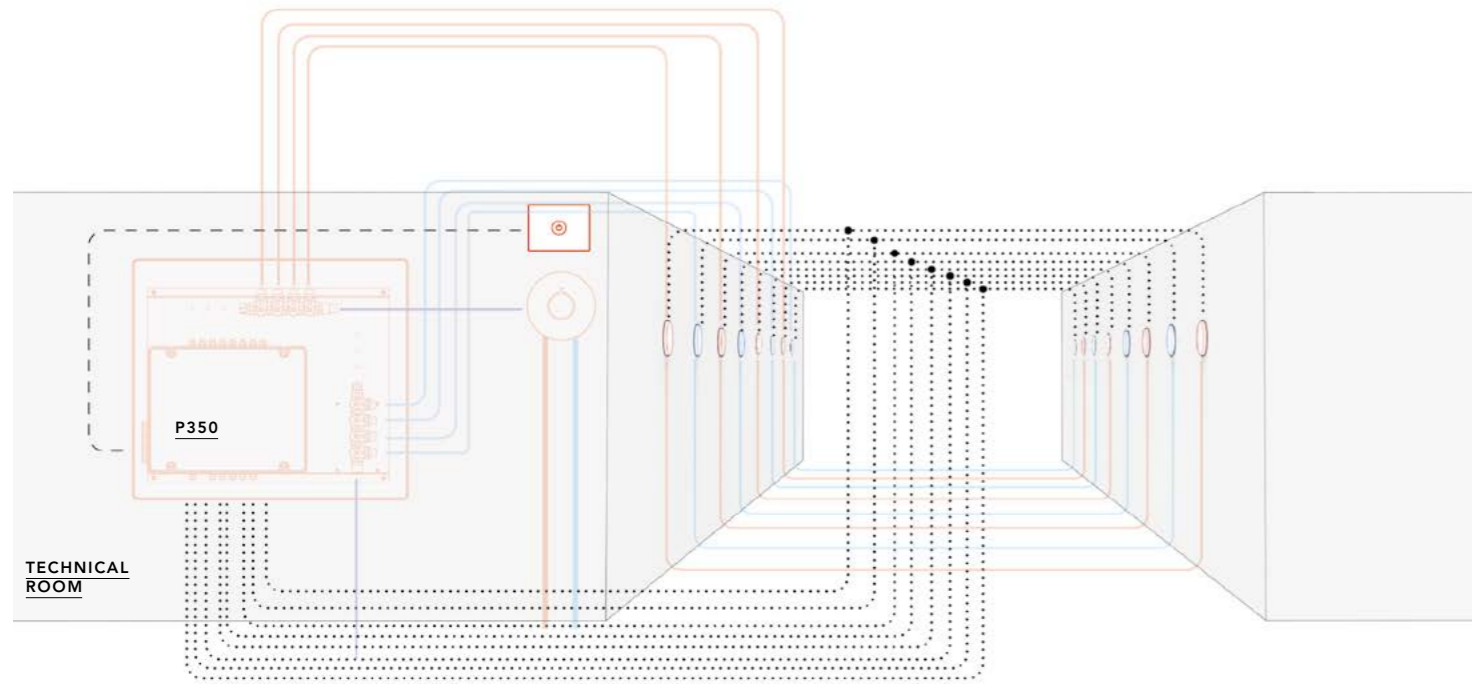
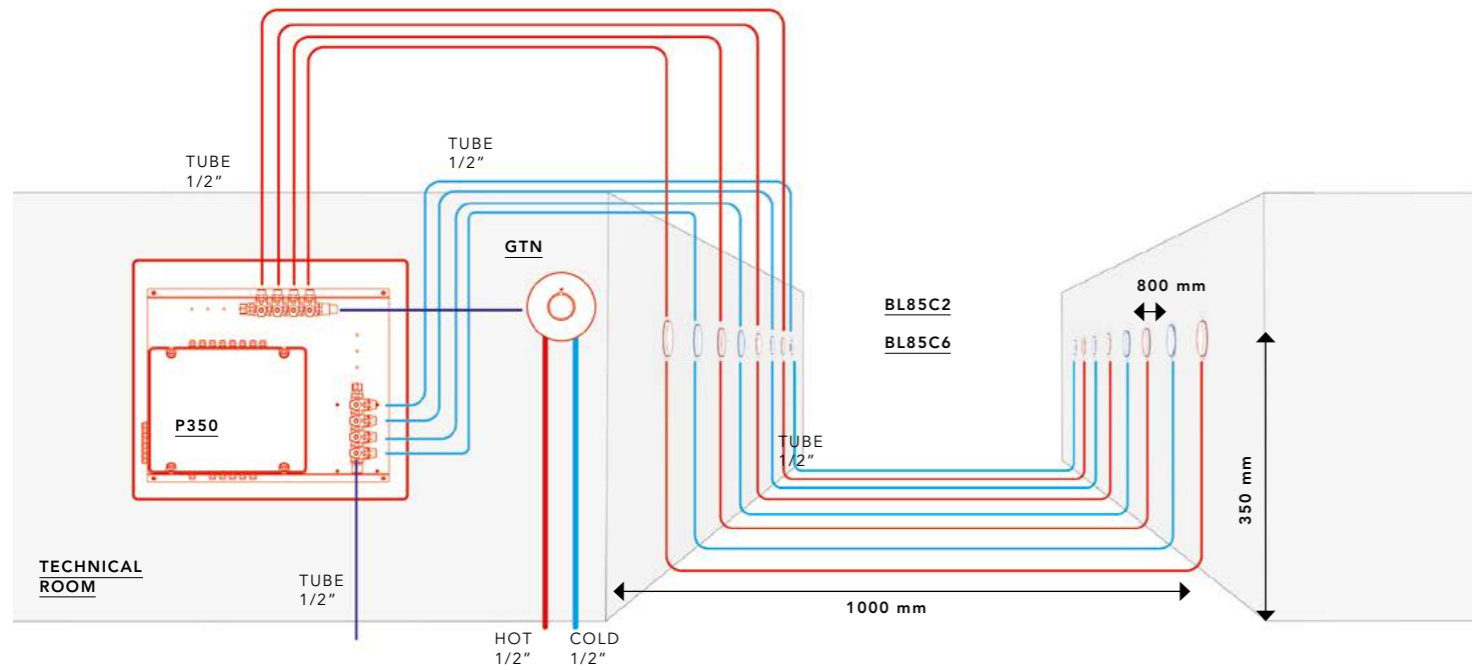
**VALVES.**  
Solenoid valve

GTN


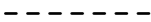



Built in thermostatic, chrome-plated brass

**INSTALLATION DRY KNEIPP PATH**



**LEGEND**

-  WATER SUPPLY 1/2"
-  ELECTRICAL CABLES  
CORRUGATED PIPE DIAM. 20mm
-  LED CABLES DIAM. 20mm

**TECHINICAL INFORMATION**

<b>WATER FLOW</b>	min 15 l/m
<b>WATER SUPPLY</b>	1/2" inch
<b>OPERATING PRESSURE</b>	1,5/5 bar
<b>RECOMMENDED PRESSURE</b>	3 bar

**CONFIGURATION**

Code	Description	Jets	Quantity
BL85C2	BODYJET	Nebulized and LED RGB	8
BL85C6	BODYJET	Atomized and LED RGB	8
P350	SEQUENTIAL PROGRAM STATION	-	1
P317	ESPANSION STATION	-	1
GTN	CABLES	-	1
C319	VALVES	-	16

**OPTIONAL**

**OPTIONAL 01 - INVERTED PATH**

Code	Description	Quantity
C45I	KEYBOARD WITH OPTIONAL BUTTON Built-in keyboard in stainless steel, flush with the wall, with 1 IP67 button and 3 modules flush mounting box (type 503), to activate opposite path for sequential power station our cod. P300	1

**OPTIONAL 02 - LIQUID AROMA**

Code	Description	Quantity
RELP350	RELE' modules for 2 liquid essence kit.	1
PE427	Liquid essences kit. Dosing pump complete of: - Injector connector with tube kit - Neck off tank - Tank wall bracket	1
EL1/EL2/EL3/EL4	5 lt mint essence tank	1

**OPTIONAL 03 - DRY AROMA**

Code	Description	Quantity
A40	Recessed diffuser for aromatherapy system for diffusion and relative control flush-mounted 4 module box (type 504) kit packaging 3 flower-relax-energy essences supplied. Suitable for humid environments.	1
E1/E2/E3/E4/E5	AROMATHERAPY ESSENCE 3 cartridges set.	1