

Dual

REF. 74238

GAMA SWIMSPA


ASTRALPOOL 

www.astralpool.com

15 años
Garantía de la estructura del spa






10 años
Garantía de la superficie acrílica del spa

2 años
Garantía de los componentes del spa



Información Técnica

DUAL

Especificaciones Generales	
Dimensiones (± 1cm)	600 x 230 x 138
Posiciones (Sentados / Tumbados)	1 vertical + 4 (2 / 2)
Color Acrílico	 44-Blanco  59-Sterling  46-Azul Mármol
Color mueble	 Coastal Grey  Urban Grey
Sin Mueble	Opcional
Características	
Doble aislamiento térmico ECOSpa	Opcional
Sistema de audio Bluetooth 4.1	Opcional
Lumiplus LED cromoterapia	Sí
Jets inox	Sí
Barra en Inoxidable	Sí
Prestaciones	
Jets en Inoxidable	16+5 Turbo Jets / 30 Jets
Cascadas	-
Reposacabezas	2
Touch Panel	2
Sistema de desinfección	Ultravioleta
Cromoterapia	3 Leds / 5 Leds + Acc. iluminados
Blue Connect	Opcional
Wifi Spa Control*	Opcional
Kit Remo	Opcional cod.74496
Estructura y Cubierta	
Estructura metálica de alta resistencia	Sí
Base aislante	Sí
Cubierta isotérmica	Sí
Equipamiento	
Bomba de filtración	400W + 200 W
Bomba de masaje	3 x 2,2 kW / 3 CV + 2,2 kW / 3 CV
Calefacción eléctrica	3 kW + 3 kW
Potencia eléctrica y Capacidad	
Potencia requerida Low Amp (W)	9.500 W
Potencia requerida (A) a 230 V	41,3 A
Tension 230 V	Sí
Capacidad de agua	7.000 l
Peso del Spa (Vacío / Lleno)	1.500 kg / 8.500 Kg

*Para integrar la opción Wifi Spa Control, el swimspa debe incorporar ECOSpa

FLUIDRA

Dual

REF. 74238

ASTRALPOOL 

SWIMSPA RANGE

www.astralpool.com

15 years Spa structure guarantee






10 years Acrylic spa surface warranty

2 years Warranty of spa components



Technical Information

DUAL

General Specifications	
Dimensions (± 1 cm)	600 x 230 x 138
Positions (Seats / Loungers)	1 vertical + 4 (2 / 2)
Acrylic Colour	 44-White  59-Sterling  46-Blue Marble
Cabinet Colour	 Coastal Grey  Urban Grey
Without Cabinet	Optional
Characteristics	
ECOSpa double thermal insulation	Optional
Bluetooth 4.1 audio system	Optional
Lumiplus chromatherapy LED	Yes
Stainless steel jets	Yes
Stainless steel bar	Yes
Features	
Stainless steel jets	16+5 Turbo Jets / 30 Jets
Waterfalls	-
Headrests	2
Touch Panel	2
Disinfection system	Ultraviolet
Chromatherapy	3 Leds / 5 Leds + Illuminated Acc.
Blue Connect	Optional
Wifi Spa Control*	Optional
Rowing Kit	Optional cod.74496
Frame and Cover	
Heavy duty metal frame	Yes
Insulating base	Yes
Isothermal cover	Yes
Equipment	
Filtration pump	400W + 200 W
Massage pump	3 x 2,2 kW / 3 HP + 2,2 kW / 3 HP
Electric heating	3 kW + 3 kW
Electrical power and Capacity	
Low amp power required (W)	9.500 W
Power required (A) at 230 V	41,3 A
Voltage 230 V	Yes
Water capacity	7.000 l
Weight of hot tub (Empty/Full)	1.500 kg / 8.500 Kg

*To integrate Wifi Spa Control, the swimspa must incorporate the ECOSpa

FLUIDRA

Dual

REF. 74238

ASTRALPOOL 

GAMME SWIMSPA

www.astralpool.com

15 ans Garantie de la structure du spa






10 ans Spa acrylique garantie de surface

2 ans Garantie de composants du spa



Informations techniques

DUAL

Spécifications générales	
Dimensions (± 1 cm)	600 x 230 x 138
Places (assises / allongées)	1 vertical + 4 (2 / 2)
Couleur acrylique	 44-Blanc  59-Sterling  46-Bleu marbre
Couleur habillage	 Gris côtier  Urban Grey
Sans habillage	En option
Caractéristiques	
Double isolation thermique ECOSpa	En option
Système audio Bluetooth 4.1	En option
Lumiplus LED chromothérapie	Oui
Jets inox	Oui
Barre en acier inoxydable	Oui
Prestations	
Jets en acier inoxydable	16+5 Jets Turbo / 30 Jets
Cascades	-
Repose-tête	2
Touch Panel	2
Système de désinfection	Rayonnement ultraviolet
Chromothérapie	3 Leds / 5 Leds + Acc. éclairés
Blue Connect	En option
Wifi Spa Control*	En option
Kit Rameur	En option cod.74496
Structure et bâche	
Structure métallique très résistante	Oui
Base isolante	Oui
Bâche isotherme	Oui
Équipement	
Pompe de filtration	400W + 200 W
Pompe de massage	3 x 2,2 kW / 3 CV + 2,2 kW / 3 CV
Chauffage électrique	3 kW + 3 kW
Puissance électrique et capacité	
Puissance nécessaire Faible intensité (W)	9.500 W
Puissance nécessaire (A) à 230 V	41,3 A
Tension 230 V	Oui
Capacité en eau	7.000 l
Poids du spa (Vide / Plein)	1.500 kg / 8.500 Kg

*Pour intégrer l'option Wifi Spa Control, le swimspa doit être équipé d'ECOSpa.

FLUIDRA

Dual

REF. 74238

LINEA SWIMSPA

ASTRALPOOL 

www.astralpool.com

15
anni
Garanzia della
struttura spa






10
anni
Garanzia di superficie
per spa in acrilico

2
anni
Garanzia di
componenti spa



Scheda tecnica

DUAL

Specifiche generali	
Dimensioni (± 1 cm)	600 x 230 x 138
Posti (seduti/sdraiati)	1 verticale + 4 (2 / 2)
Colore acrilico	 44-Bianco  59-Sterling  46-Azzurro marmo
Colore del mobile	 Coastal Grey  Urban Grey
Senza mobile	Opzionale
Caratteristiche	
Isolamento termico doppio Eco	Opzionale
Sistema Audio Bluetooth 4.1	Opzionale
S. illum. a LED Lumiplus per	Sì
Jet in acciaio inox	Sì
Barra in acciaio inox	Sì
Prestazioni	
Jets en Inoxidable	16+5 Turbo Jets / 30 Jets
Cascate	-
Poggiatesta	2
Touch Panel	2
Sistema di disinfezione	U.V.
Cromoterapia	3 Leds / 5 Leds + Accessori illuminati
Blue Connect	Opzionale
Wifi Spa Control*	Opzionale
Kit di canottaggio	Opzionale cod.74496
Struttura e copertura	
Struttura metallica altoresistenziale	Sì
Base isolante	Sì
Copertura isoterma	Sì
Attrezzature	
Pompa di filtrazione	400W + 200 W
Pompa massaggio	3 x 2,2 kW / 3 CV + 2,2 kW / 3 CV
Scambiatore di calore elettrico	3 kW + 3 kW
Consumo elettrico e capacità	
Potenza richiesta Low Amp	9.500 W
Potenza necessaria (A) a 230 V	41,3 A
Tensione a 230 V	Sì
Volume d'acqua	7.000 l
Peso spa (vuota/piena)	1.500 kg / 8.500 Kg

*Per integrare l'opzione Wifi Spa Control, la swimspa deve incorporare ECO.

FLUIDRA