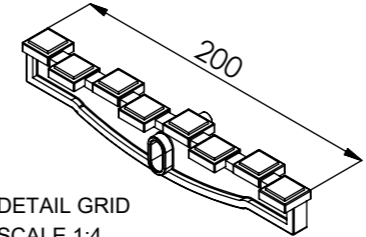
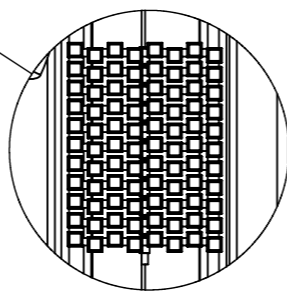
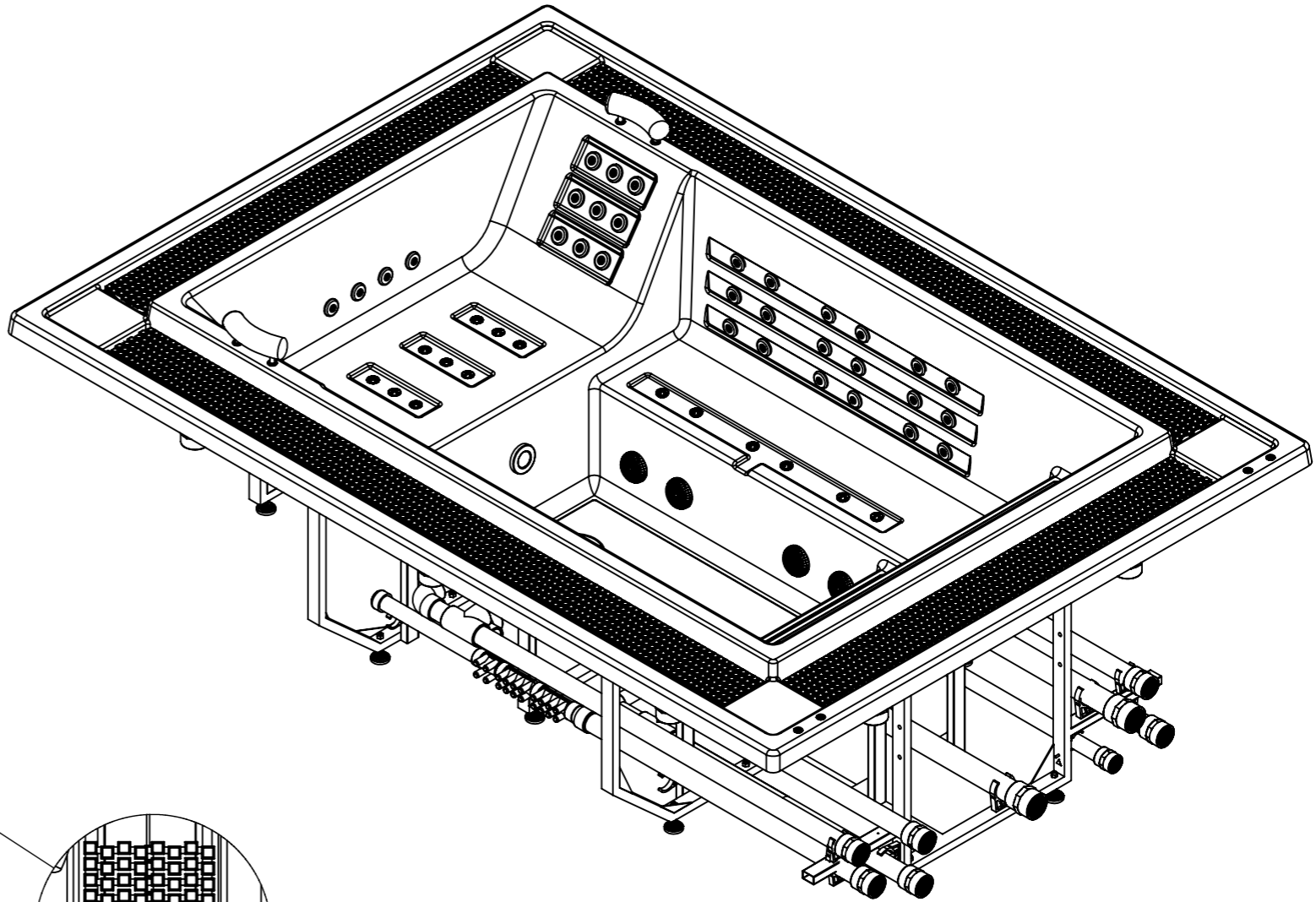
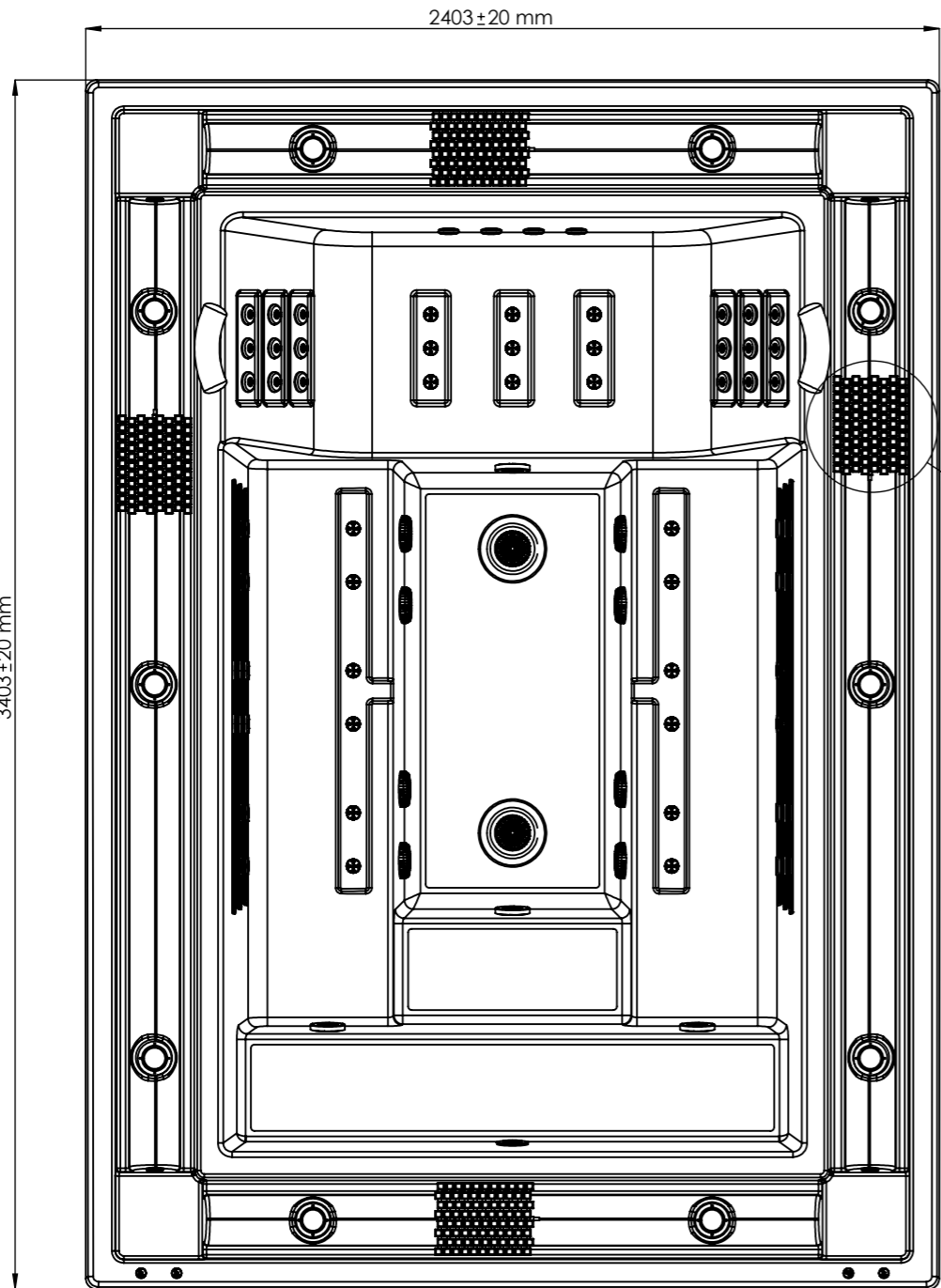
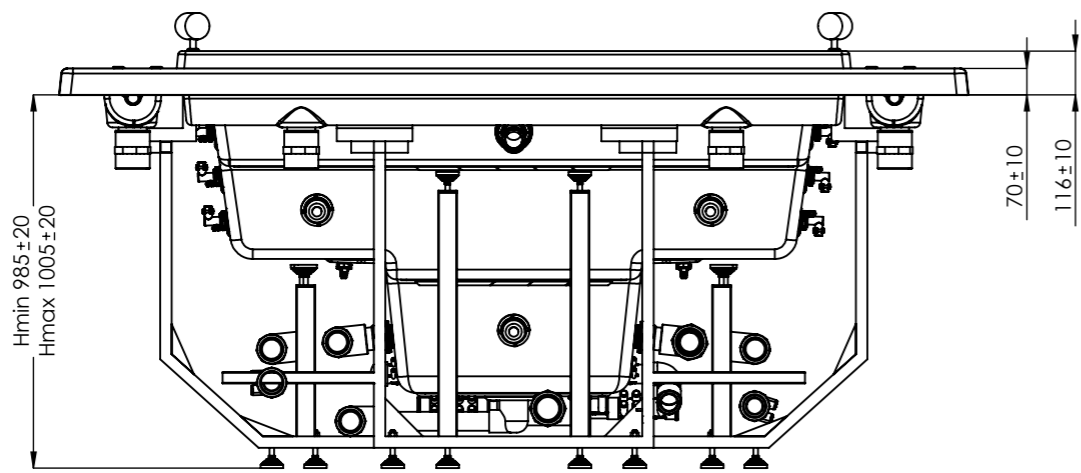


| General specifications | |
|------------------------|------------------|
| Spa weight (dry) | 500 Kg |
| Spa weight (filled) | 2700 Kg |
| Package dimension | 3970x2300x2280mm |
| Package weight | 600 Kg |



A (1 : 10)

DETAIL GRID
SCALE 1:4

According to our policy of continuous improvement, dimensions, features or components of this product can be partially or completely changed without prior notice. It's Customer responsibility to verify that this is the last version of the drawing

| Change No. | Date | Name | Modification |
|------------|------------|----------|-----------------------------------|
| 09 | 05/05/2020 | C.Fdez | New mould |
| 08 | 21/07/2017 | R.Vallès | Direction of I/H |
| 07 | 15/01/2016 | I.Pozo | Change light and drain. Add table |
| 06 | 16/01/2015 | I.Pozo | Change tolerance heigh spa |
| 05 | 16/09/2014 | I.Pozo | Add 2 Spa support |
| 04 | 12/05/2014 | I.Pozo | New spare template |

| | | | | | |
|--|---|----------|-----------------------------|-------------------|-------------------------------|
| Remarks Dimensions in mm. General Tolerances +/- 10mm | | | COMMERCIAL | | |
| Drawn | 21/07/2017 | R.Vallès | Part Number 53990 | Rev. 09 | First Angle Projection |
| Checked | 21/07/2017 | V.Saiz | | | |
| Scale 1:20 | General Tolerance DIN 7168 ISO 2768g | | | | |
| Sheet 1/3 | | | | | |

↑ ↑
HYDRAULIC CONNECTIONS ACCESS