

Thalassa E Inground

REF. 78678

ASTRALPOOL 


GAMA INGROUND

www.astralpool.com

15 años Garantía de la estructura del spa

10 años Garantía de la superficie acrílica del spa

2 años Garantía de los componentes del spa



Información Técnica

THALASSA E INGROUND


Especificaciones Generales

Dimensiones (± 1cm)	216 x 216 x 90
Posiciones (Sentados / Tumbados)	6 (5 / 1)
Capacidad de agua	980 l
Peso spa vacío	330 kg
Peso spa lleno	1.310 kg

Color acabado casco



44-Blanco




59-Sterling




72-Perla Cameo



64-Pearl Shadow



46-Azul Mármol



27-Silver

Características

Número de jets	30
Inyectores de aire	16
Cascada	-
Reposacabezas	3
Panel de control digital	1
Cromoterapia foco leds	1 LED
Jets inox	Sí
Barra en Inoxidable	-

Estructura y Cubierta

Estructura metálica galvanizada	Sí
Base ABS aislante	Sí
Cubierta isotérmica	Sí

Kit compacto

Código	41993CE000
Filtro	Ø 500
Bomba de filtración	0,6 Kw
Bomba de masaje (P1)	1 x 1,8 Kw / 2,5 CV
Bomba soplante	900 w
Calefacción eléctrica	3 Kw
Ozonizador	Opcional
Potencia requerida Low Amp (W)	3.650 W
Potencia requerida (A)	15,9 A
Voltaje	230 V o 400 V III

FLUIDRA

Thalassa E Inground

REF. 78678




INGROUND RANGE

www.astralpool.com

15 years Spa structure guarantee

10 years Acrylic spa surface warranty

2 years Warranty of spa components



Technical Information

THALASSA E INGROUND

General Specifications

Dimensions (± 1 cm)	216 x 216 x 90
Positions (Seats / Loungers)	6 (5 / 1)
Water capacity	980 l
Empty hot tub weight	330 kg
Full hot tub weight	1.310 kg


Colour shell finish




44-Blanco




59-Sterling



72-Cameo Pearl



64-Pearl Shadow



46-Blue Marble



27-Silver

Characteristics

Number of jets	30
Air nozzles	16
Waterfall	-
Headrests	3
Digital control panel	1
Chromatherapy LED spotlights	1 LED
Stainless Steel Jets	Yes
Stainless steel bar	-

Frame and Cover

Galvanised metal frame	Yes
Insulating ABS base	Yes
Isothermal cover	Yes

Compact kit

Code	41993CE000
Filter	\varnothing 500
Filtration pump	0,6 Kw
Massage pump (P1)	1 x 1,8 Kw / 2,5 HP
Blower pump	900 w
Electric heating	3 Kw
Ozonator	Optional
Low amp power required (W)	3.650 W
Power required (A)	15,9 A
Voltage	230 V o 400 V III

Thalassa E Inground

REF. 78678

ASTRALPOOL 

GAMME INGROUND

www.astralpool.com

15
ans Garantie de la structure du spa

10
ans Spa acrylique garantie de surface

2
ans Garantie de composants du spa



Informations techniques

THALASSA E INGROUND


Spécifications générales

Dimensions (± 1 cm)	216 x 216 x 90
Places (Assises / Allongées)	6 (5 / 1)
Capacité en eau	980 l
Poids du spa vide	330 kg
Poids du spa plein	1.310 kg

Couleur de la finition de la coque



44-Blanc




59-Sterling




72-Perle Camée



64-Ombre perle



46-Bleu marbre



27-Silver

Caractéristiques

Nombre de jets	30
Injecteurs d'air	16
Cascade	-
Repose-tête	3
Panneau de commande numérique	1
Chromothérapie spots LED	1 LED
Jets inox	Oui
Barre en acier inoxydable	-

Structure et bâche

Structure métallique galvanisée	Oui
Base ABS isolante	Oui
Bâche isotherme	Oui

Kit compact

Code	41993CE000
Filtre	Ø 500
Pompe de filtration	0,6 Kw
Pompe de massage (P1)	1 x 1,8 Kw / 2,5 CV
Pompe soufflante	900 w
Chauffage électrique	3 Kw
Ozonneur	En option
Puissance nécessaire Faible intensité (W)	3.650 W
Puissance nécessaire (A)	15,9 A
Tension	230 V o 400 V III

FLUIDRA