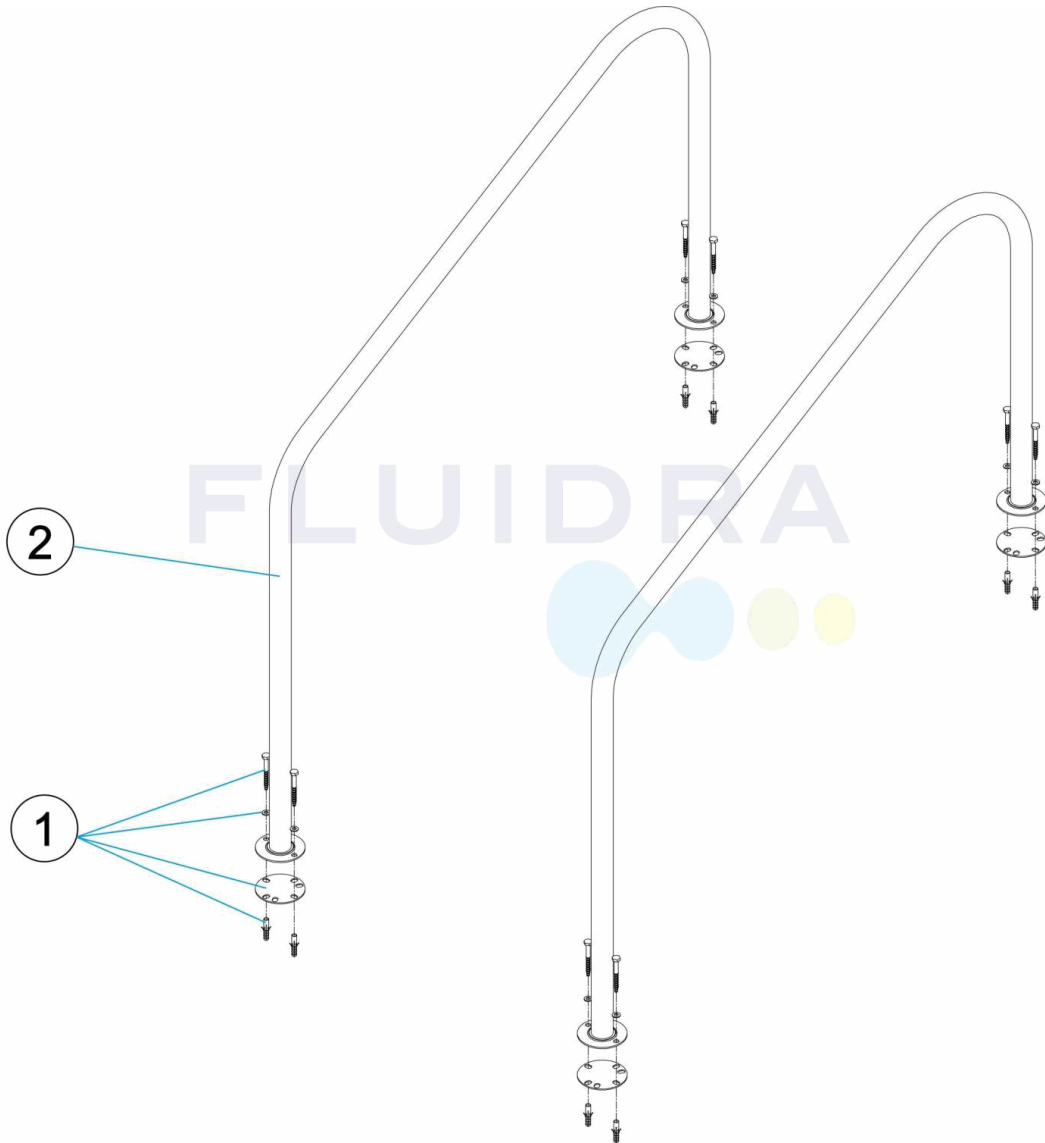


CODIGO **00036, 00037**

DESCRIPCION: **PASAMANOS SALIDA CON PLETINAS**



**ESPAÑOL**

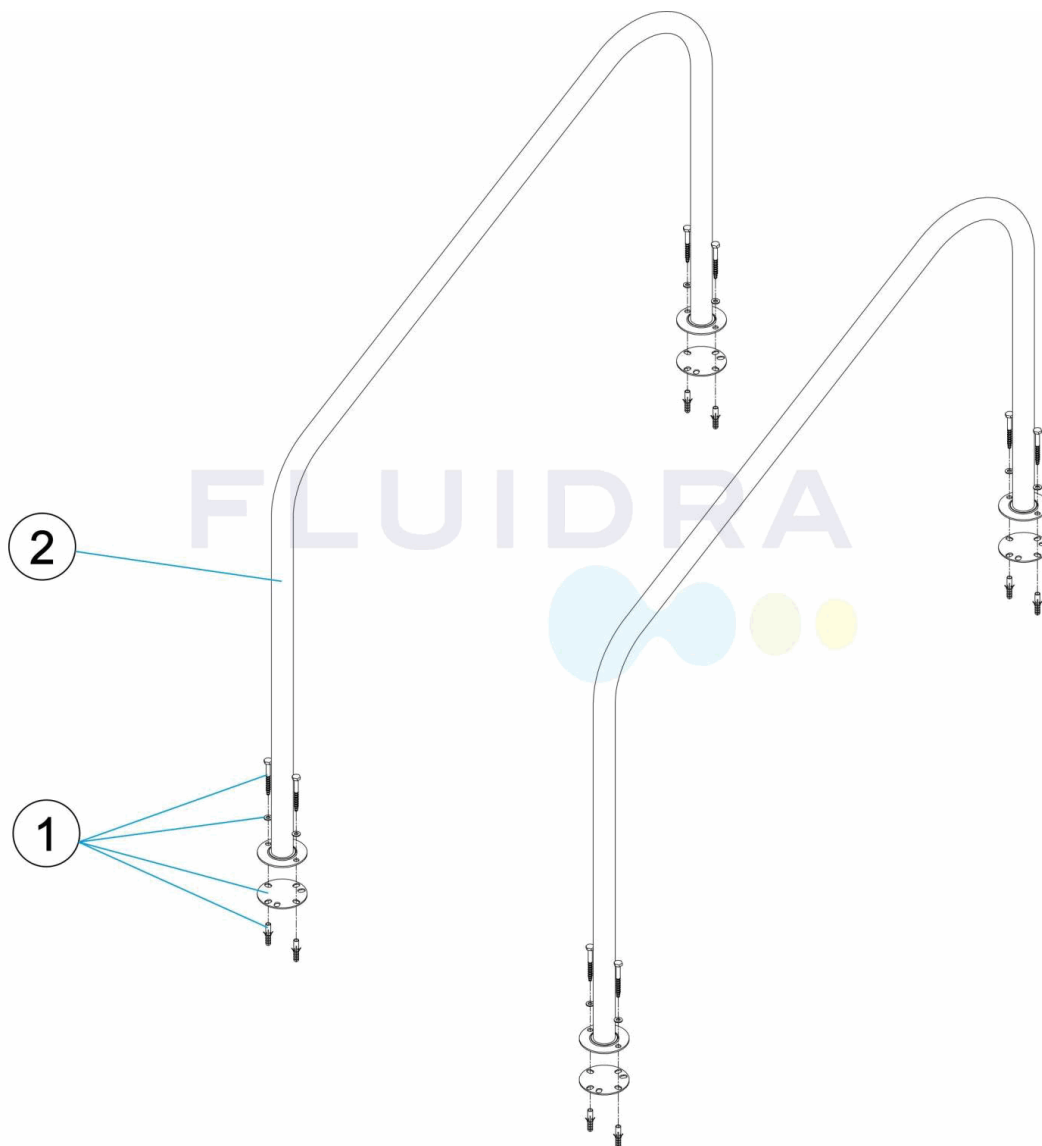
| POS | CODIGO       | DESCRIPCION                       | POS | CODIGO       | DESCRIPCION                  |
|-----|--------------|-----------------------------------|-----|--------------|------------------------------|
| 1   | 4401010802   | TORNILLERIA FIJACION ESCALERA 316 | 2   | * 00037R0100 | PASAMANOS SALIDA CON PLETINA |
| 2   | * 00036R0100 | PASAMANOS SALIDA CON PLETINA      |     |              |                              |

CODIGO **00036, 00037**DESCRIPCION: **PASAMANOS SALIDA CON PLETINAS****OBSERVACIONES**

| POS | CODIGO     | OBSERVACIONES |
|-----|------------|---------------|
| 2   | 00036R0100 | PARA: 00036   |
| 2   | 00037R0100 | PARA: 00037   |

CODE **00036, 00037**

DESCRIPTION: **RAMPE SORTIE AVEC PLAQUETTES**



**FRANCAIS**

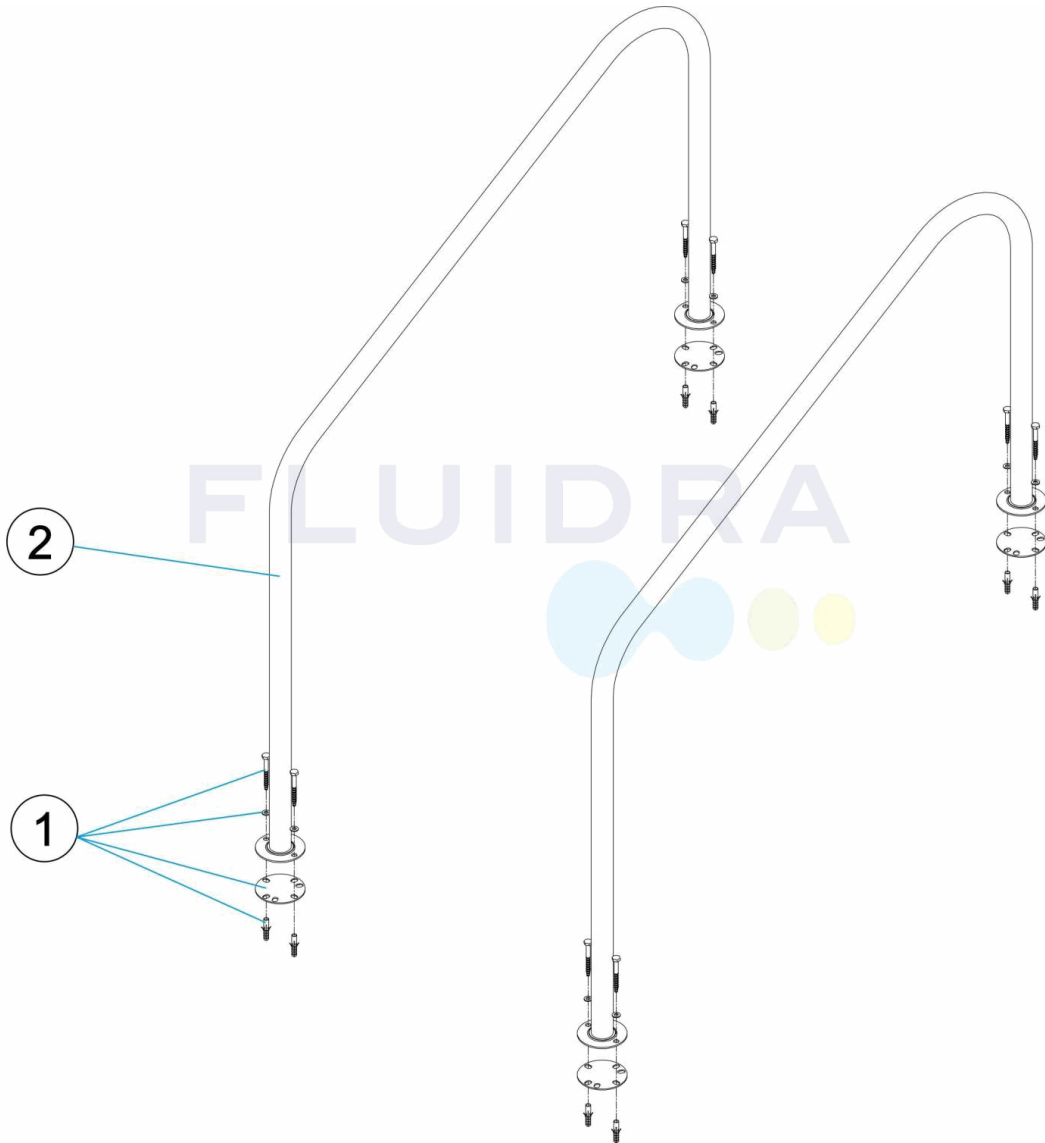
| POS | CODE         | DESCRIPTION                   | POS | CODE         | DESCRIPTION                 |
|-----|--------------|-------------------------------|-----|--------------|-----------------------------|
| 1   | 4401010802   | VISSERIE FIXATION ECHELLE 316 | 2   | * 00037R0100 | MAIN COURANTE AVEC PLATINES |
| 2   | * 00036R0100 | MAIN COURANTE AVEC PLATINES   |     |              |                             |

CODE **00036, 00037**DESCRIPTION: **RAMPE SORTIE AVEC PLAQUETTES****OBSERVATIONS**

| POS | CODE       | OBSERVATIONS |
|-----|------------|--------------|
| 2   | 00036R0100 | POUR: 00036  |
| 2   | 00037R0100 | POUR: 00037  |

CODE **00036, 00037**

DESCRIPTION: **EXIT GRAB BAR WITH METALIC STRIPS**



**ENGLISH**

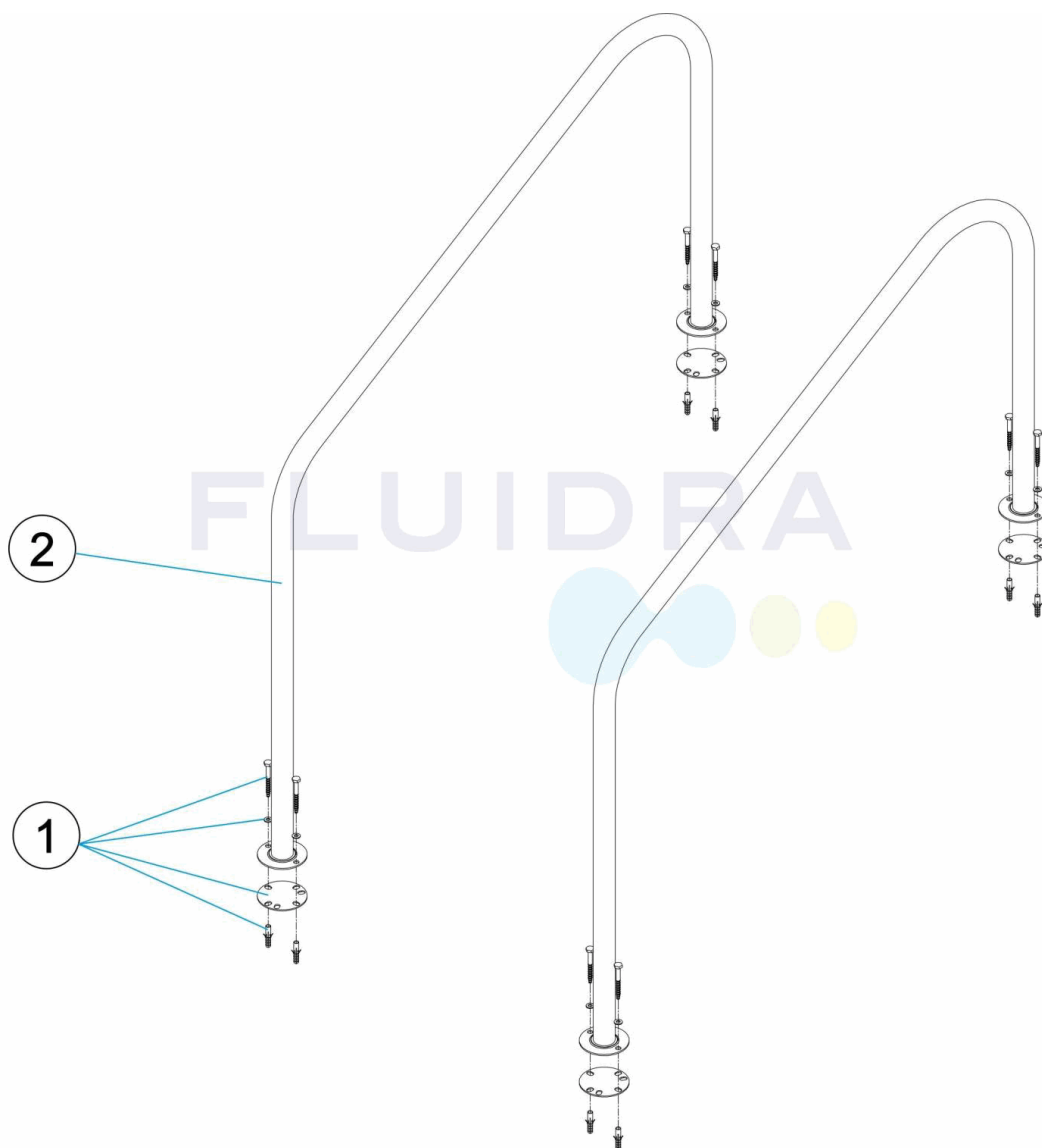
| POS | CODE         | DESCRIPTION                       | POS | CODE         | DESCRIPTION                       |
|-----|--------------|-----------------------------------|-----|--------------|-----------------------------------|
| 1   | 4401010802   | FLANGE SET 316                    | 2   | * 00037R0100 | EXIT GRAB BAR WITH METALIC STRIPS |
| 2   | * 00036R0100 | EXIT GRAB BAR WITH METALIC STRIPS |     |              |                                   |

CODE                    **00036, 00037**DESCRIPTION: **EXIT GRAB BAR WITH METALIC STRIPS****OBSERVATIONS**

| POS | CODE       | OBSERVATIONS |
|-----|------------|--------------|
| 2   | 00036R0100 | FOR: 00036   |
| 2   | 00037R0100 | FOR: 00037   |

CODICE **00036, 00037**

DESCRIZIONE: **CORRIMANO USCITA CON FLANGE**



**ITALIANO**

| POS | CODICE       | DESCRIZIONE                    | POS | CODICE       | DESCRIZIONE                  |
|-----|--------------|--------------------------------|-----|--------------|------------------------------|
| 1   | 4401010802   | BULLONERIA FISSAGGIO SCALA 316 | 2   | * 00037R0100 | CORRIMANO SALIDA CON FLANGIA |
| 2   | * 00036R0100 | CORRIMANO SALIDA CON FLANGIA   |     |              |                              |

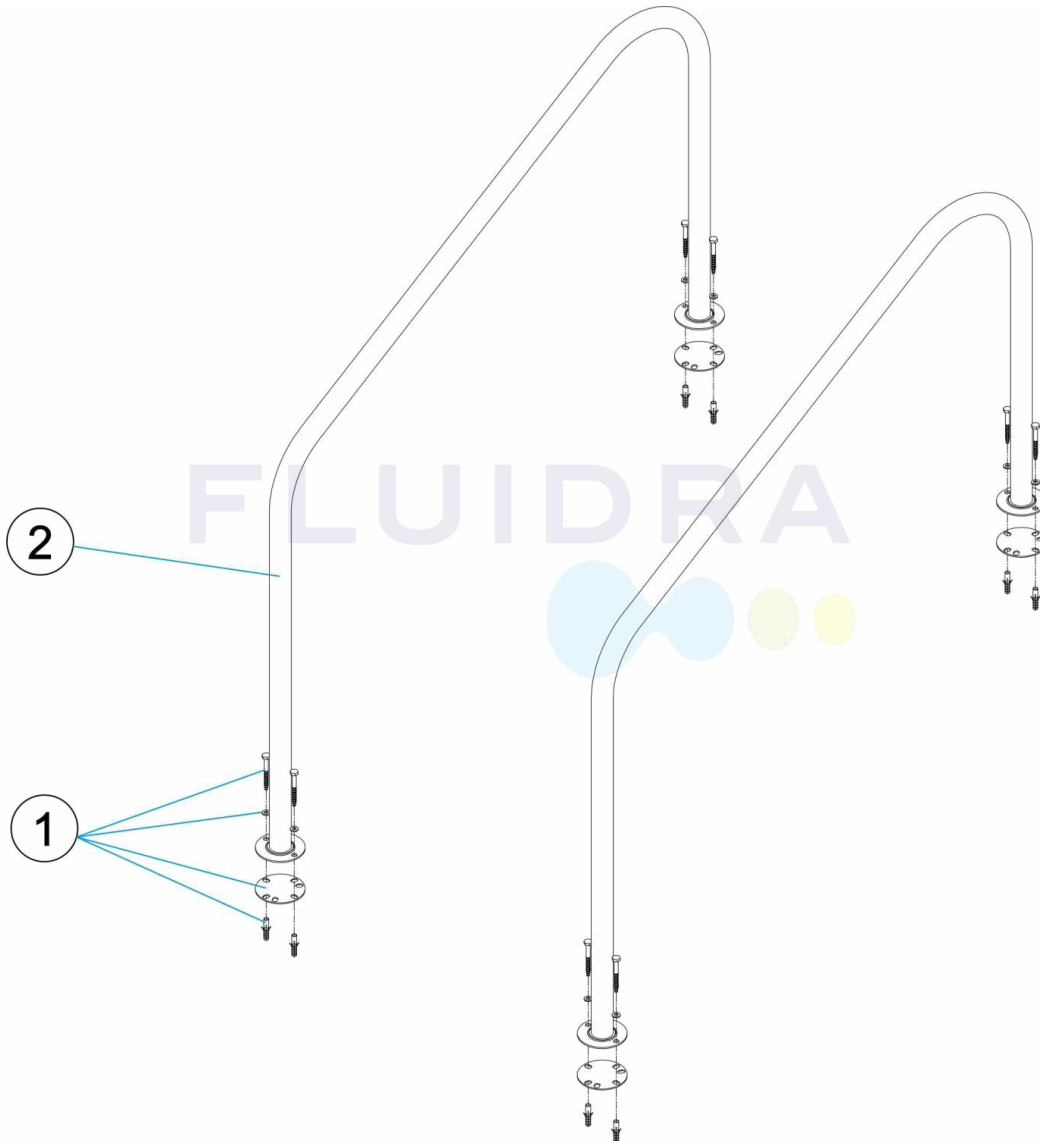
CODICE **00036, 00037**DESCRIZIONE: **CORRIMANO USCITA CON FLANGE****OSSERVAZIONI**

| POS | CODICE     | OSSERVAZIONI |
|-----|------------|--------------|
| 2   | 00036R0100 | PER: 00036   |
| 2   | 00037R0100 | PER: 00037   |



CODE **00036, 00037**

BESCHREIBUNG: **HANDLAUF AUSGANG MIT PLATINEN**



**DEUTSCH**

| POS | CODE         | BESCHREIBUNG                 | POS | CODE         | BESCHREIBUNG                 |
|-----|--------------|------------------------------|-----|--------------|------------------------------|
| 1   | 4401010802   | FIXIERSCHRAUBEN TREPPE 316   | 2   | * 00037R0100 | HANDLAUF AUSGANG MIT PLATINE |
| 2   | * 00036R0100 | HANDLAUF AUSGANG MIT PLATINE |     |              |                              |

CODE **00036, 00037**

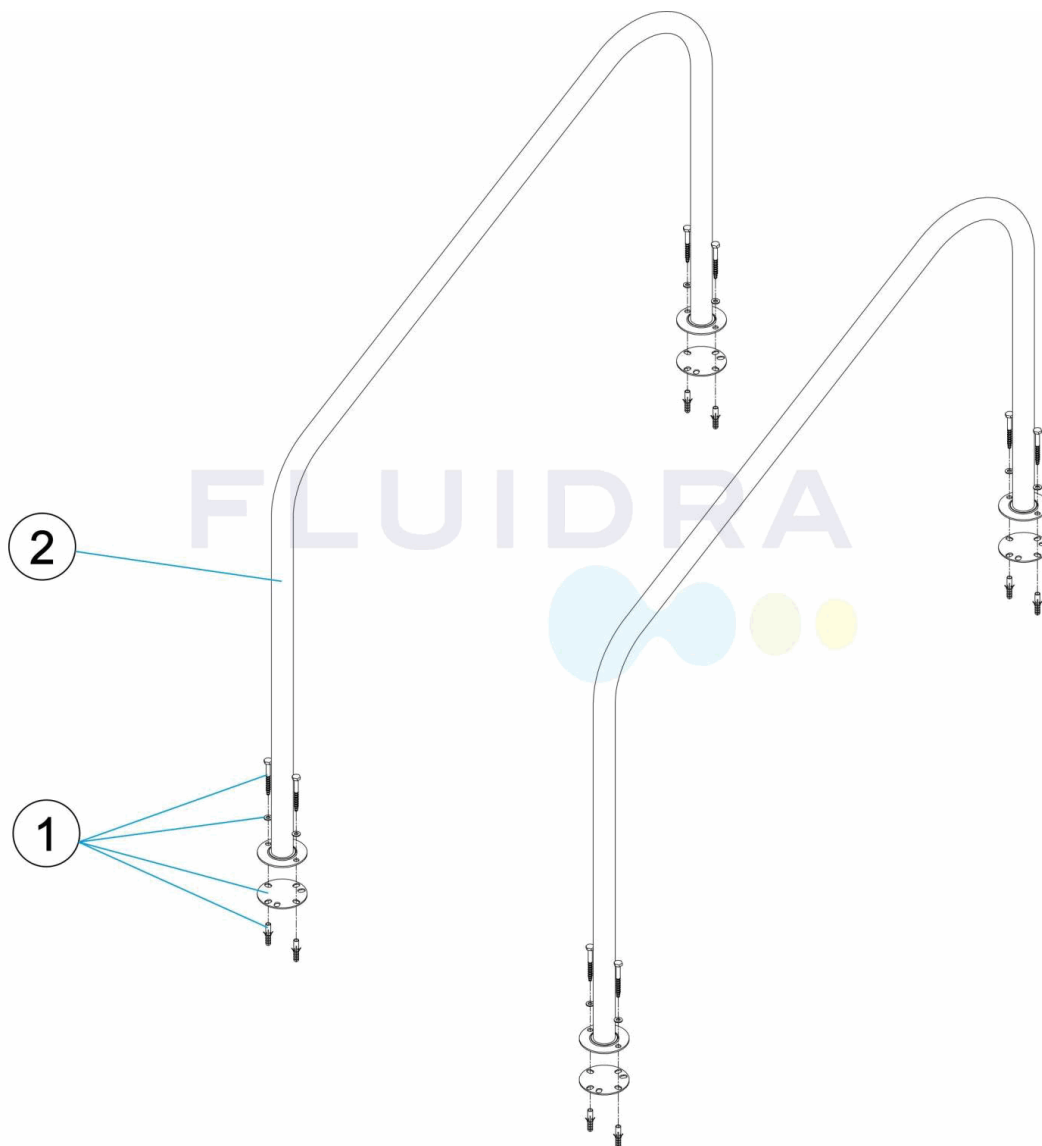
BESCHREIBUNG: **HANDLAUF AUSGANG MIT PLATINEN**

**HINWEISE**

| POS | CODE       | HINWEISE   |
|-----|------------|------------|
| 2   | 00036R0100 | FÜR: 00036 |
| 2   | 00037R0100 | FÜR: 00037 |

CODIGO **00036, 00037**

DESCRIÇÃO: **CORRIMÃO SAÍDA COM CHAPAS**



**PORTUGUES**

| POS | CODIGO       | DESCRIÇÃO                    | POS | CODIGO       | DESCRIÇÃO                |
|-----|--------------|------------------------------|-----|--------------|--------------------------|
| 1   | 4401010802   | PARAFUSOS FIXAÇÃO ESCADA 316 | 2   | * 00037R0100 | CORRIMÃO SAÍDA COM CHAPA |
| 2   | * 00036R0100 | CORRIMÃO SAÍDA COM CHAPA     |     |              |                          |

CODIGO **00036, 00037**DESCRIÇÃO: **CORRIMÃO SAÍDA COM CHAPAS****OBSERVAÇÕES**

| POS | CODIGO     | OBSERVAÇÕES |
|-----|------------|-------------|
| 2   | 00036R0100 | PARA: 00036 |
| 2   | 00037R0100 | PARA: 00037 |