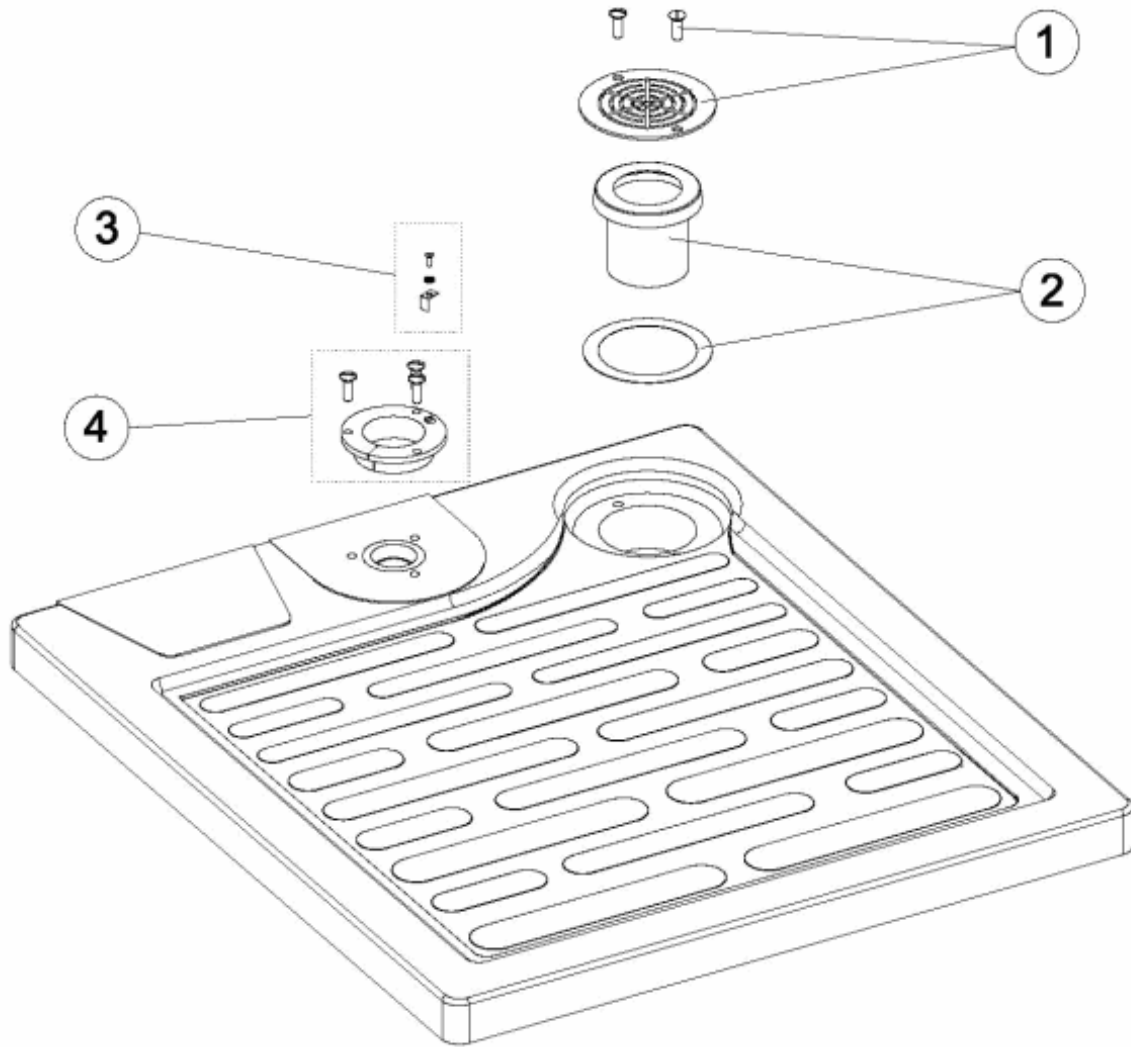


CODE **20066, 20067**

BESCHREIBUNG: **"DUSCHTASSE ""RELAX"" D. 43 - D. 63"**



**DEUTSCHE**

POS	CODE	BESCHREIBUNG	POS	CODE	BESCHREIBUNG
1	4401041802	ABLAUFROST DUSCHTASSE	4	* 4401040108	BEFESTIGUNGSRING VERANKERUNG DUSCHE
2	4401040905	DÜSENKÖRPER	4	* 4401042810	BEFESTIGUNGSRING VERANKERUNG DUSCHE D 63
3	4401040903	ERDUNG			

CODE **20066, 20067**

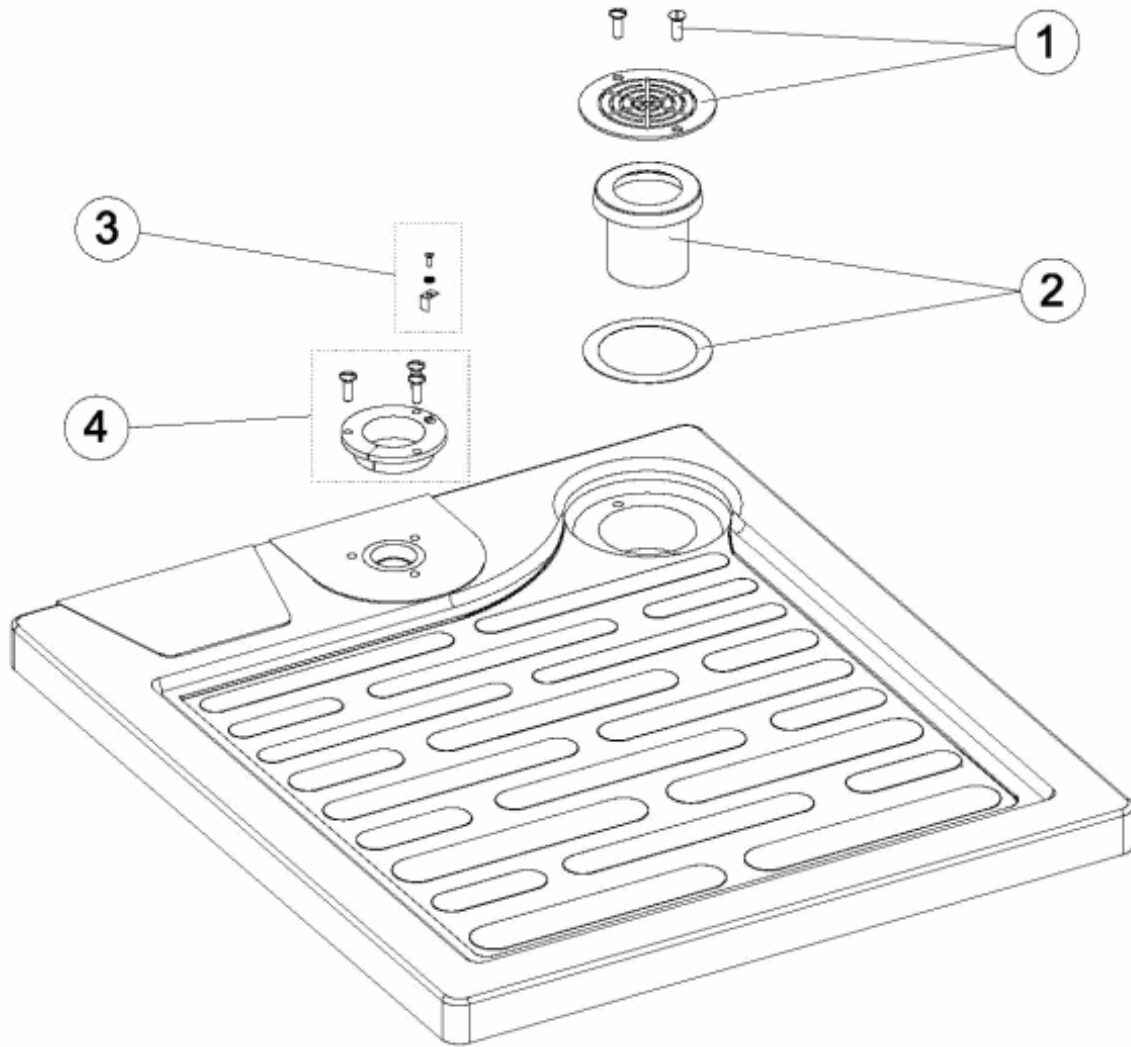
BESCHREIBUNG: **"DUSCHTASSE ""RELAX"" D. 43 - D. 63"**

**HINWEISE**

POSICIÓN	PIEZA	OBSERVACIÓN
4	4401040108	PARA 20066
4	4401042810	PARA 20067

CODE **20066, 20067**

DESCRIPTION: **"SHOWER TRAY ""RELAX"" D. 43 - D. 63"**



**ENGLISH**

POS	CODE	DESCRIPTION	POS	CODE	DESCRIPTION
1	4401041802	SHOWER PLATE GRILLE	4	* 4401040108	SHOWER ANCHOR D 43
2	4401040905	INLET BODY	4	* 4401042810	SHOWER ANCHOR D 63
3	4401040903	EARTH CONNECTION			

CODE                    **20066, 20067**

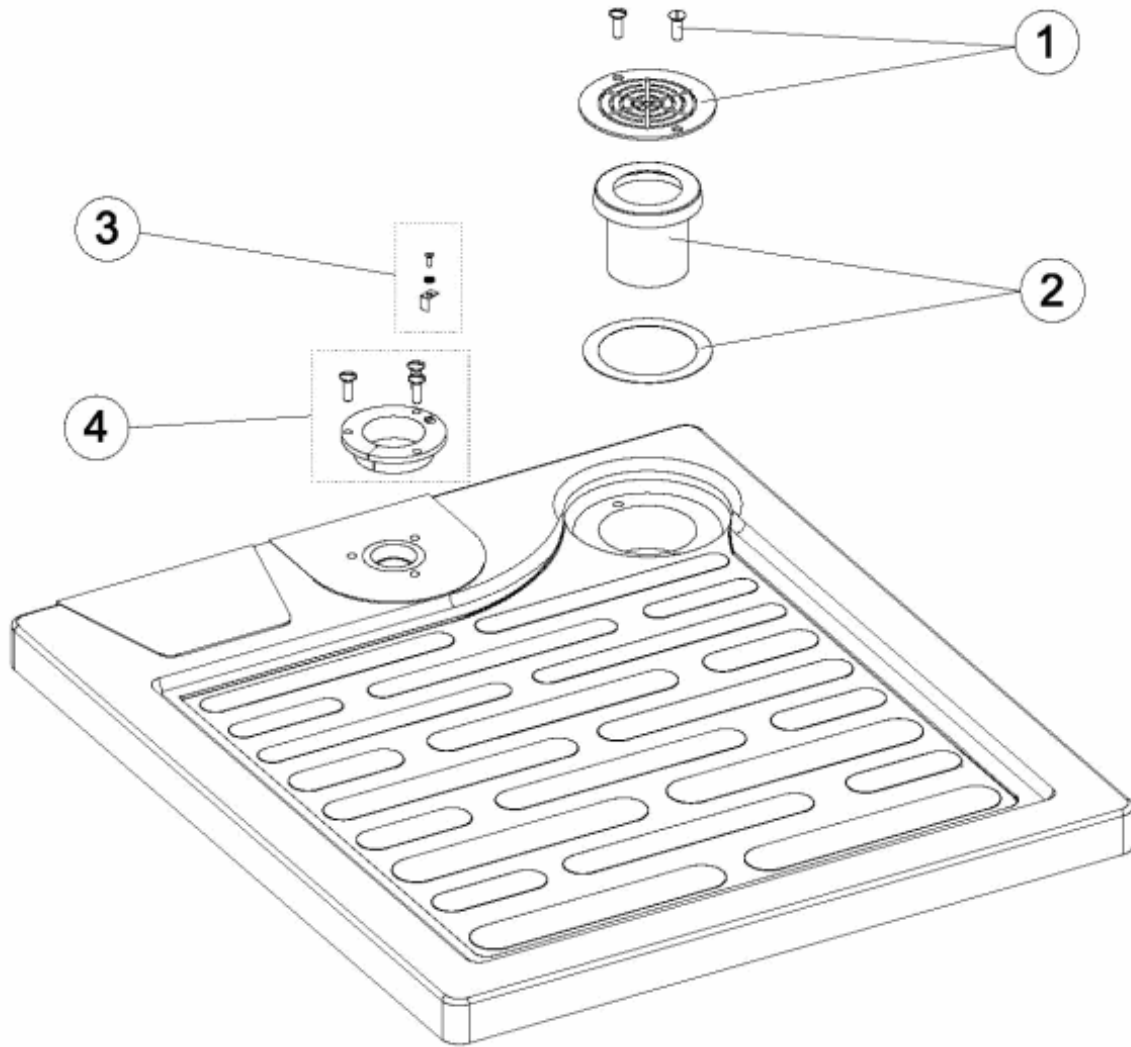
DESCRIPTION:                    **"SHOWER TRAY ""RELAX"" D. 43 - D. 63"**

**OBSERVATIONS**

POSICIÓN	PIEZA	OBSERVACIÓN
4	4401040108	PARA 20066
4	4401042810	PARA 20067

CODIGO **20066, 20067**

DESCRIPCION: **PLATO DUCHA "RELAX" D.43 - D.63**



**ESPAÑOL**

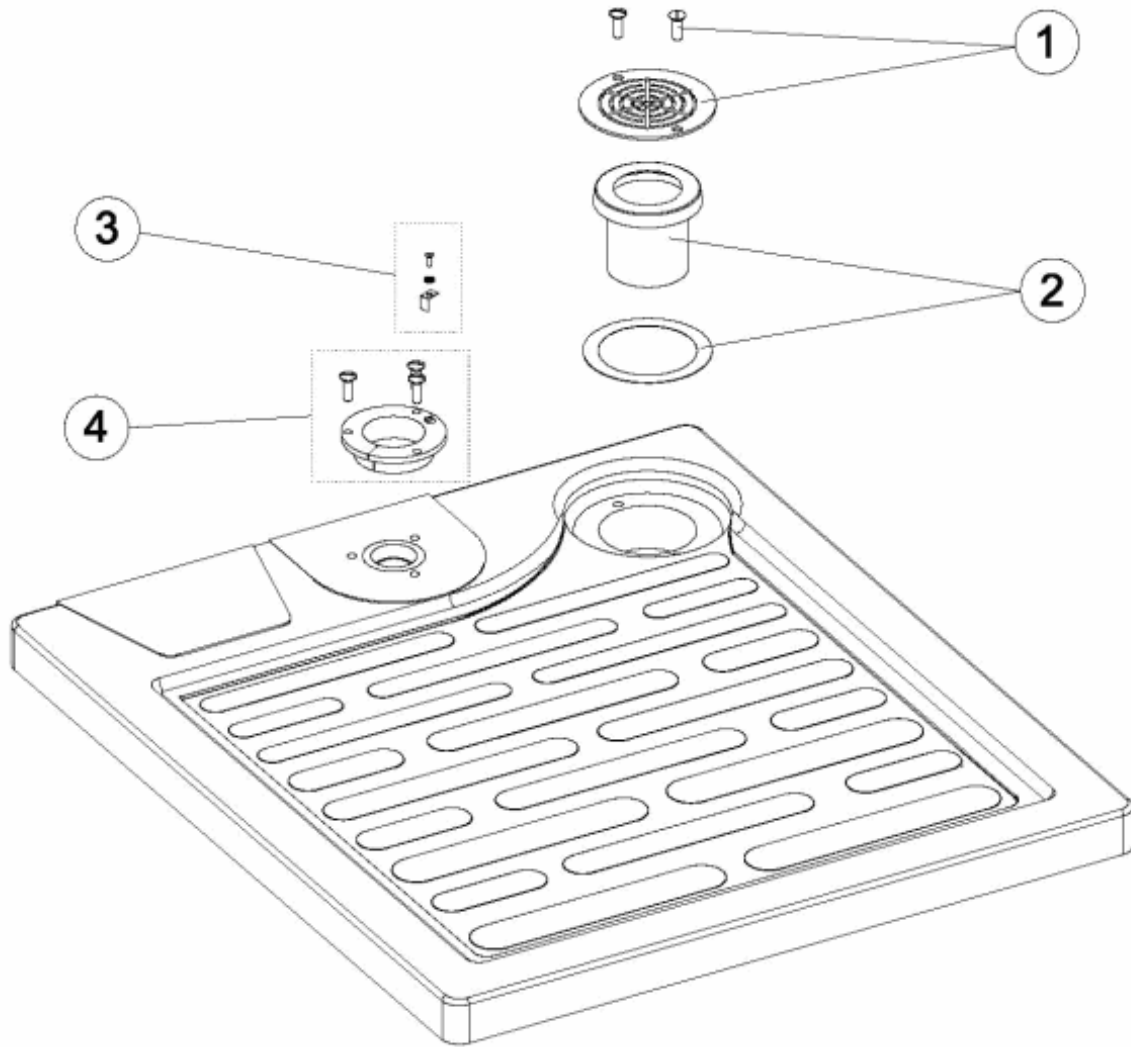
POS	CODIGO	DESCRIPCION	POS	CODIGO	DESCRIPCION
1	4401041802	REJILLA PLATO DUCHA	4	*4401040108	FIJACION ANCLAJE DUCHA 43
2	4401040905	CUERPO BOQUILLA	4	*4401042810	FIJACION ANCLAJE DUCHA D 63
3	4401040903	TOMA DE TIERRA			

CODIGO **20066, 20067**DESCRIPCION: **PLATO DUCHA "RELAX" D.43 - D.63****OBSERVACIONES**

POSICIÓN	PIEZA	OBSERVACIÓN
4	4401040108	PARA 20066
4	4401042810	PARA 20067

CODE **20066, 20067**

DESCRIPTION: **"PLATEAU DOUCHE ""RELAX"" D.43 - D.63"**



**FRANCAIS**

POS	CODE	DESCRIPTION	POS	CODE	DESCRIPTION
1	4401041802	GRILLE PLATE DE DOUCHE	4	* 4401040108	1/2 ENCRAGE SUPÉRIEUR AVEC PRISE DE TERRE
2	4401040905	CORPS DE BOUCHE	4	* 4401042810	FIXATION ANCRAGE DOUCHE D 63
3	4401040903	PRISE DE TERRE			

CODE **20066, 20067**

DESCRIPTION: **"PLATEAU DOUCHE ""RELAX"" D.43 - D.63"**

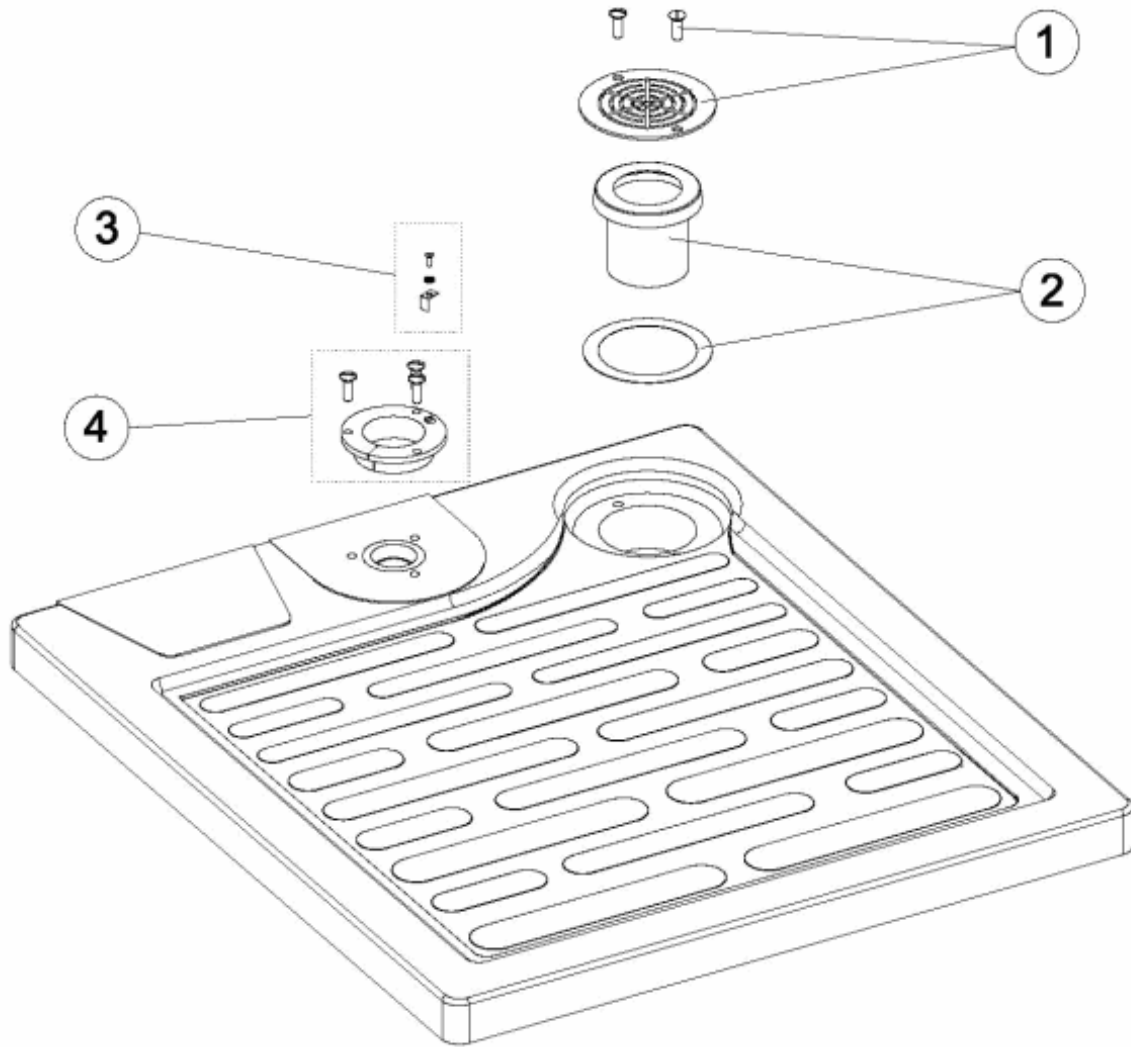
**OBSERVATIONS**

POSICIÓN	PIEZA	OBSERVACIÓN
4	4401040108	PARA 20066
4	4401042810	PARA 20067



CODICE **20066, 20067**

DESCRIZIONE: **"PIATTO DOCCIA ""RELAX"" D. 43 D. 63"**



**ITALIANO**

POS	CODICE	DESCRIZIONE	POS	CODICE	DESCRIZIONE
1	4401041802	GRIGLIA PIATTO DOCCIA	4	*4401040108	FISSAGGIO ANCORAGGIO DOCCIA D 43
2	4401040905	CORPO BOCCHETTA	4	*4401042810	FISSAGGIO ANCORAGGIO DOCCIA D 63
3	4401040903	PRESA A TERRA			

**CODICE**                    **20066, 20067**

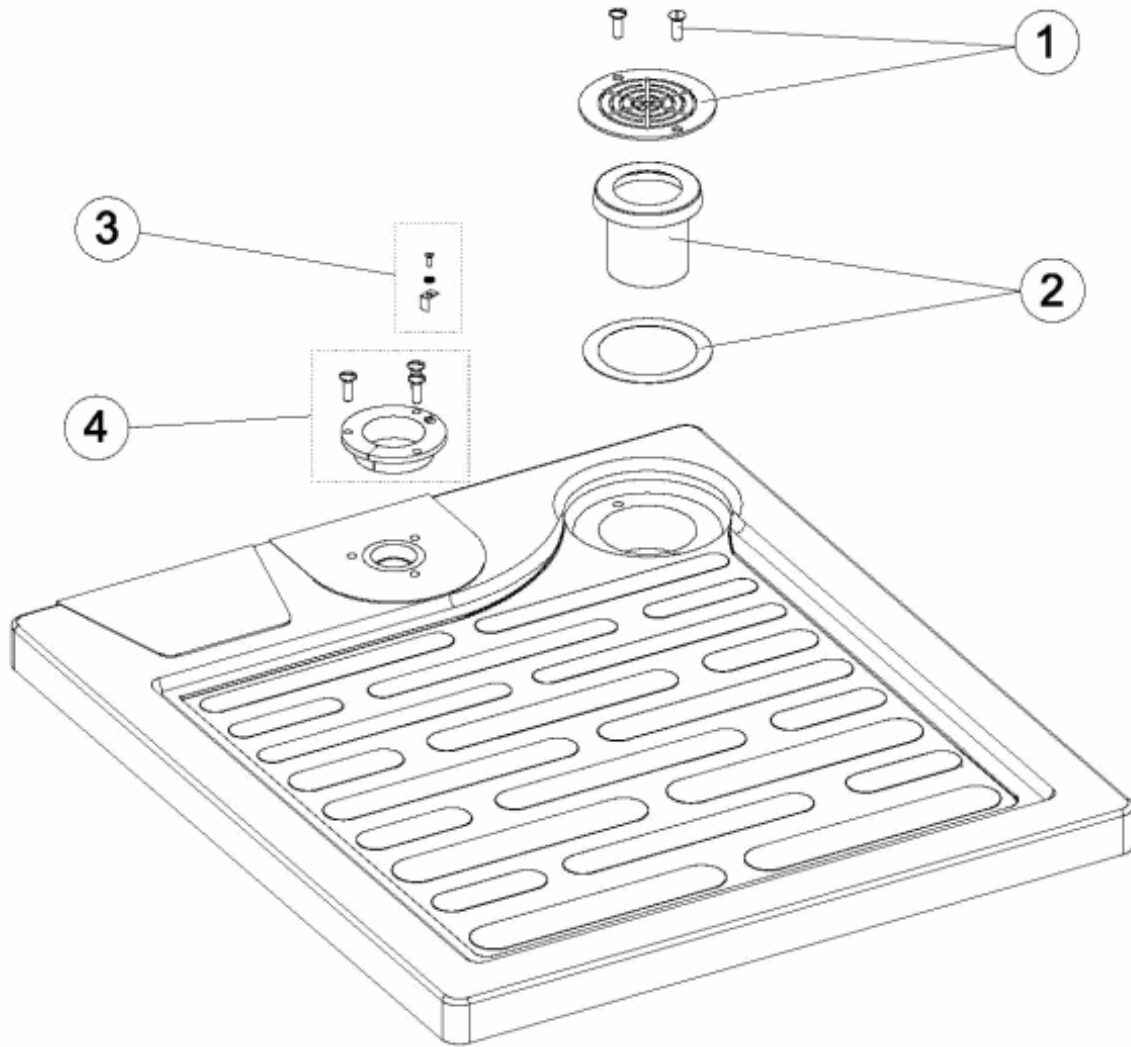
**DESCRIZIONE:**                    **"PIATTO DOCCIA ""RELAX"" D. 43 D. 63"**

**OSSERVAZIONI**

POSICIÓN	PIEZA	OBSERVACIÓN
4	4401040108	PARA 20066
4	4401042810	PARA 20067

CODIGO **20066, 20067**

DESCRIÇÃO: **"PRATO DUCHE ""RELAX"" D.43 - D.63"**



**PORTUGUES**

POS	CODIGO	DESCRIÇÃO	POS	CODIGO	DESCRIÇÃO
1	4401041802	GRELHA PRATO CHUVEIRO	4	* 4401040108	FIXAÇÃO ÂNCORA CHUVEIRO D 43
2	4401040905	CORPO BOCA	4	* 4401042810	FIXAÇÃO ÂNCORA CHUVEIRO D 63
3	4401040903	LIGAÇÃO A TERRA			

CODIGO            **20066, 20067**DESCRIÇÃO:                            **"PRATO DUCHE ""RELAX"" D.43 - D.63"****OBSERVAÇÕES**

POSICIÓN	PIEZA	OBSERVACIÓN
4	4401040108	PARA 20066
4	4401042810	PARA 20067